GOVERNMENT OF KERALA

MOTOR VEHICLES DEPARTMENT

ADMINISTRATION REPORT

2016 – 17

"ഭരണഭാഷ-മാതൃഭാഷ"

കേരള സർക്കാർ

സംഗ്രഹം

ഗതാഗത വകുപ്പ്—മോട്ടോർ വാഹന വകുപ്പിന്റെ 2016-17-ലെ വാർഷിക ഭരണ റിപ്പോർട്ട് പ്രത്യവലോകനം നടത്തി—ഉത്തരവ് പുറപ്പെടുവിക്കുന്നു.

ഗതാഗത (സി) വകുപ്പ്

സ. ഉ. (സാധാ) നം.160/2019/ഗതാഗതം തിരുവനന്തപുരം, തീയതി 2019 ഏപ്രിൽ 11.

പരാമർശം:—ഗതാഗത കമ്മീഷണറുടെ 4-1-2019-ലെ എസ്-1/ഇ-46260/റ്റി. സി./2017 നമ്പർ കത്ത്

ഉത്തരവ്

മോട്ടോർ വാഹന വകുപ്പിന്റെ 2016-17 വർഷത്തെ വാർഷിക ഭരണ റിപ്പോർട്ട് പ്രത്യവലോകനം ചെയ്ത് അംഗീകരിച്ച് കൊണ്ട് ഉത്തരവ് പുറപ്പെടുവിക്കുന്നു.

ഗവർണ്ണറുടെ ഉത്തരവിൻപ്രകാരം,

കെ. ആർ. ജ്യോതിലാൽ,
പ്രിൻസിപ്പൽ സെക്രട്ടറി.

പകർപ്പ് :—

ഗതാഗത കമ്മീഷണർ, തിരുവനന്തപുരം.
പ്രിൻസിപ്പൽ അക്കൗണ്ടന്റ് ജനറൽ (ഓഡിറ്റ്/എ & ഇ), തിരുവനന്തപുരം.
പൊതുഭരണ (എ. ആർ.) വകുപ്പ്
കരുതൽ ഫയൽ/ഓഫീസ് കോപ്പി.

ADMINISTRATION REPORT OF THE MOTOR VEHICLES DEPARTMENT FOR THE YEAR 2016 – 2017

IDENTIFICATION

1	Hon'ble Minister	1.	Sri. Thiruvanchoor Radhakrishnan (01/01/2014 to 24/05/2016)
		2	Sri. A. K. Saseendran (25/05/2016 to 26/03/2017)
		3.	Sri. Pinarayi Vijayan (Hon'ble Chief Minister) 27/03/2017 to 31/03/2017)
2.	Secretary to Government	1.	Sri. M Sivasanker I.A.S (01/12/2015 to 05/06/2016)
		2.	Sri. K.R. Jyothilal I.A.S (06/06/2016 to 31/03/2017)
3.	Transport Commissioner	1.	Sri. Tomin J Thachankary I.P.S (11/09/2015 to 22/08/2016)
		2.	Sri. S Ananthakrishnan I.P.S (22/08/2016 to 31/07/2017)
4.	Joint Transport Commissioner & Secretary (State Transport Authority)	1.	Sri. P. A Sainudeen (10/08/2015 to 31/05/2016)
		2.	Sri. Rajeev Puthalath (In Charge) (01/06/2016 to 22/06/2016)
		3.	Sri. Rajeev puthalath (23/06/2016 to 31/03/2017)
5	Joint Transport Commissioner (Enforcement)		Sri. Rajeev Puthalath (In Charge) (01/04/2016 to 31/03/2017)
6	Senior Deputy Transport Commissioner (Taxation)	1.	Sri. Rajeev Puthalath (In Charge) (01/04/2016 to 01/06/2016)
		2.	Sri. V Sureshkumar (02/06/2016 to 31/03/2017)

CONTENTS

Sl No.	Subject	Pages
1	Introduction	1 to 2
2	Staff position in the Department	3
3	Registration of Motor Vehicles	4
4	Organizational Chart of Motor Vehicles Department	5
5	E-Mail addresses and Phone number of Transport Commissionerate	6
6	E-Mail addresses and Phone number of South Zone RT Office and Check Posts	7 to 9
7	E-Mail addresses and Phone number of Central Zone RT Office and Check Posts	9 to 13
8	E-Mail addresses and Phone number of North Zone RT Office and Check Posts	13-14
9	E-Mail addresses and Phone number of Mobile Enforcement Squads	15-17
10	Reservation Fee for Fancy Number	18
11	Distribution of Motor Vehicles Registered by type in Kerala during 2016-17	19
12	Number of Vehicles Registered – District and Category wise for the year 2016-17	21-35
13	Number of Vehicles Registered – District and Category wise for the year 2016-17(State Summary)	36-37
14	Number of Vehicles Registered – District and Category wise as on 31/03/2017	38-39
15	RTO Wise Newly Registered Vehicles for the year 2016-17	40
16	District wise number of Registered motor vehicles 2016-17	41
17	Number of Registered motor vehicles in Kerala 2011-12 to 2016-2017	42
18	Distribution of Road Accident by type in Kerala during 2015-16	43
19	Category – wise details of Motor Vehicles involved in Road Accidents in Kerala 2016-17	44

20	Motor Vehicles Accidents in Kerala by Primary causes of Accidents during 2016-17	45
21	Accident Trend in Kerala during 2010 – 16	46
22	Statement showing the details of Expenditure incurred during the year 2016 – 17	47
23	Consolidated Revenue collection	48
24	Statement of Pollution Testing Centres (Private Sector)	49
25	RTO wise Number of Driving Schools 2016 – 17	50
26	Number of special Temporary permits Regular permits issued to contract carriages and stage carriages during the year 2016-17	51
27	Statement showing the Number of Temporary permits and Regular permits for passenger Transport (Stage Carriage) during the year 2016-17	52
28	Name and Manufacture of stage carriage (Private Sector) during 2016 – 17	53
29	Number of Driving License issued during the year 2016 -17	54
30	Number of Conductors License issued during the year 2016 -17	55
31	Important Circulars issued by the Department during the year 2016-17	56
32	Name and Address of State Public Information Offices & Appellate Authorities under Right to Information Act.	57-59
33	Project wise Program Report in 2016 – 2017	60 – 62
34	Radar Surveillance System – Speed and Red Light Violation Detection Cameras	63
35	Statement showing the details of expenditure and savings under No.IX Taxes on vehicles during the Financial Year 2016 – 2017	64 – 69

2016-17

INTRODUCTION

1. Motor Vehicles Department is one of the major revenue earning departments of the State Government. The main functions of the department are collection of tax on motor vehicles, registration, licensing and regulation of the use of motor vehicles.

ORGANISATIONAL SET UP

2. During 2016-17 Shri. Tomin J Thachankary, I.P.S was the Transport Commissioner from 11/09/2015 to 22/08/2016 and Shri. S. Ananthakrishnan I.P.S from 22/08/2016 to 31/07/2017.

The Transport Commissioner was assisted by two Joint Transport Commissioners, Senior Deputy Transport Commissioner (Taxation), Administrative Officer, Finance Officer, Law Officer, the Assistant Transport Commissioner at the head quarters.

The Motor Vehicles Department has a four tier administrative set up viz:-

i Head Quarters Office under the control of Transport Commissioner.

ii Zonal Offices under the control of Deputy Transport Commissioner

iii District Officer, headed by Regional Transport Officers

iv Sub Offices, headed by Joint Regional Transport Officers.

There are 4 Zonal Offices each headed by a Deputy Transport Commissioner viz:-

i.	South Zone	-	Thiruvananthapuram
ii	Central Zone - 1	-	Thrissur
iii	Central Zone - II	-	Ernakulam
iv	North Zone	-	Kozhikkode

The Zonal Deputy Transport Commissioners continued to be the Appellate Authorities in respect of the orders passed by the Regional Transport Officers under the Motor Vehicles Act and Rules. The Deputy Transport Commissioner, Central Zone II continued to be the Liaison Officer between the Department and Officer of the Advocate General, Ernakulam for the cases filed in the High Court and the State Transport Appellate Tribunal.

STATE TRANSPORT AUTHORITY

3. The State Transport Authority at the State level and the Regional Transport Authority at the District levels continued to co-ordinate and regulate the functions under the Motor Vehicles Act.

The State Transport Authority continued to exercise the functions under the respective provisions of the Motor Vehicles Act and Rules. The State Transport Authority was constituted under the Chairmanship of the Transport Commissioner. It consists of two Official Members and one Non-Official Member.

There are 18 Regional Transport Authorities for the 14 Revenue Districts. The District Collector concerned is the Chairman of the Regional Transport Authority. The Superintendent of Police in charge of Law and Order of the District/Rural District and the Zonal Deputy Transport Commissioner of the Motor Vehicles Department having jurisdiction over the Revenue District were Official Members. The Regional Transport Officer of the District continued to be the Secretary of the Regional Transport Authority.

BILATERAL INTERSTATE AGREMENT

4. Bilateral Agreements were in force between Kerala and the States of Tamil Nadu, Karnataka and Pondicherry for the operation of Stage Carriages, Goods Carriages and Taxi Cabs on single point tax, on interstate routes.

PERMANENT SECRETARIAT AT THIRUVANANTHAPURAM

5. The Transport Commissioner, State of Kerala continued to function as the convener of the Standing Committee of the Transport Commissioners of Southern State. The Secretary, State Transport Authority functioned as the Secretary of the Permanent Secretatiat.

STATISTICAL WING

6. The Statistical wing functioned under a Statistical Officer from the Department of Economics and Statistics. The collection, compilation and tabulation of statistical data from Subordinate Officers were attended by this wing.

INTERNAL AUDIT WING

7. The Internal Audit Wing functioned under the Finance Officer assisted by the Accounts Officer.

REGIONAL TRANSPORT OFFICES AND SUB REGIONAL TRANSPORT OFFICES

8. There are 18 Regional Transport Offices and 55 Sub Regional Transport Offices in the state. There is one Regional Transport Officer exclusively for the Nationalized Sector to attend the matters relating to the vehicles owned by the Kerala State Road Transport Corporation. 19 Check Posts and 34 Mobile Enforcement Squads are working under the Department. No new offices have been opened during the period under report.

9. STAFF POSITION IN THE DEPARTMENT

Sl. No.	Designation	No. of Posts
1	**2**	**3**
1	Transport Commissioner	1
2	Additional Transport Commissioner	1
3	Joint Transport Commissioner	2
4	Senior Deputy Transport Commissioner and Secretary, State Transport Authority	1
5	Senior Deputy Transport Commissioner (Taxation)	1
6	Finance Officer	1
7	Law Officer	1
8	System Supervisor	1
9	Senior Administrative Officer	1
10	Zonal Deputy Transport Commissioners	4
11	Assistant Transport Commissioner	1
12	Statistical Officer	1
13	Regional Transport Officer	22
14	Accounts Officer	2
15	Joint Regional Transport Officer/ Asst Secretary (STA)	76
16	Senior Superintendents/Senior Superintendents (Accounts)	36
17	Motor Vehicle Inspector	212
18	Assistant Motor Vehicle Inspectors	401
19	Junior Superintendents	61
20	Head Accountant/Head Clerk/Public Relation Officer	155
21	Confidential Assistant	12
22	Fair Copy Superintendent	1
23	Senior Clerk/Clerk	745
24	Senior Grade Typists/Upper/Lower Division Typists	106
25	Attender Grade -1/ Attender Grade-II	43
26	Driver	86
27	Peons	250
28	Watchman – cum - Gardener	1
29	Part time sweeper	68
	Total	**2293**

REGISTRATION OF MOTOR VEHICLES

10. The Regional Transport Officers functioned as the Registering Authorities of the District concerned and the Joint Regional Transport Officers as Additional Registering Authorities. As on 31st March, 2017 the strength of the Registered Motor Vehicles in the State was 11030037 out of which 939580 were newly registered during the year 2016 –17.

LICENSING OF DRIVERS AND CONDUCTORS

11. During the year under report 1482318 new driving licenses and 4611 new conductor licenses were issued.

CONTROL OF TRAFFIC

12. The traffic regulation and control continued to be attended to by the Police Department. Joint checking of Motor Vehicles were conducted by the officers of the Motor Vehicles Department and the Police Department for the proper enforcement of Motor Vehicles Act and Rules.

TRAVELING FACILITIES TO THE PUBLIC

13 In order to reduce the transport problems of the public, Special and Temporary permits were granted wherever necessary.

ROAD ACCIDENTS

14 During the year under report 38777 accidents were reported in the State in which 4131 persons were killed and 42671 persons injured.

GENERAL

The officers of Motor Vehicles Department have made earnest efforts and prompt and effective services to the public by properly enforcing the laws and regulation of motor vehicles as provided in the Act and Rules. In all the Regional Transport Officers, enquiry counter under the supervision of Public Relations Officers are functioning to give proper guidance to the public in payment of Tax. Registration of Vehicles, issue and renewal of drivers and conductors licenses etc. There is considerable increase in the collection of revenue during the year. The expenditure of the department has been kept at bear minimum without affecting modernization of the department.

The working of the Department was satisfactory during the year 2016-17.

ORGANISATION CHART of Motor Vehicles Department

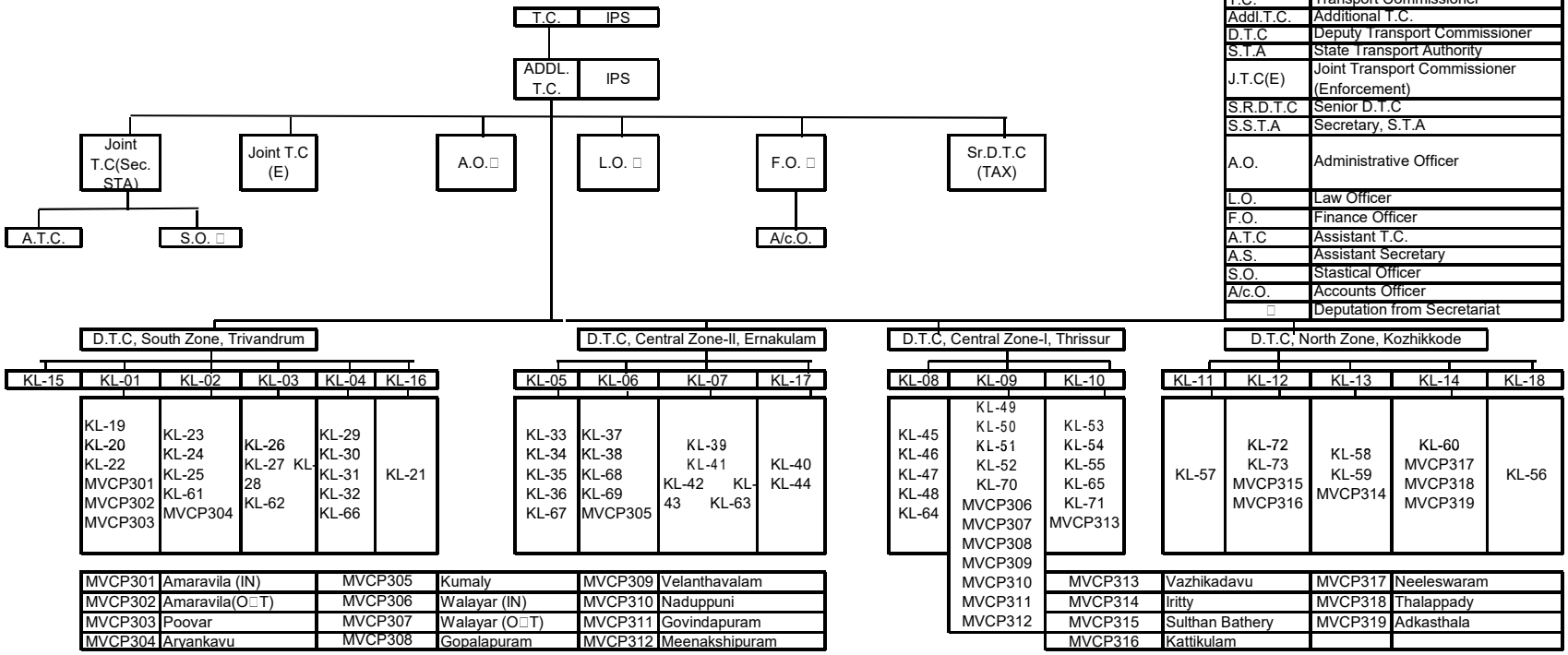

MVCP301	Amaravila (IN)	MVCP305	Kumaly	MVCP309	Velanthavalam
MVCP302	Amaravila(O□T)	MVCP306	Walayar (IN)	MVCP310	Naduppuni
MVCP303	Poovar	MVCP307	Walayar (O□T)	MVCP311	Govindapuram
MVCP304	Aryankavu	MVCP308	Gopalapuram	MVCP312	Meenakshipuram

MVCP313	Vazhikadavu	MVCP317	Neeleswaram
MVCP314	Iritty	MVCP318	Thalappady
MVCP315	Sulthan Bathery	MVCP319	Adkasthala
MVCP316	Kattikulam		

T.C.	Transport Commissioner
Addl.T.C.	Additional T.C.
D.T.C	Deputy Transport Commissioner
S.T.A	State Transport Authority
J.T.C(E)	Joint Transport Commissioner (Enforcement)
S.R.D.T.C	Senior D.T.C
S.S.T.A	Secretary, S.T.A
A.O.	Administrative Officer
L.O.	Law Officer
F.O.	Finance Officer
A.T.C	Assistant T.C.
A.S.	Assistant Secretary
S.O.	Stastical Officer
A/c.O.	Accounts Officer
□	Deputation from Secretariat

KL-01	R.T.O Trivandrum	KL-19	S.R.T.O.Parassala	KL-37	S.R.T.O.Vandiperiyar	KL-55	S.R.T.O.Tirur	KL-73	S.R.T.O. Sulthan Bathery		
KL-02	R.T.O.Kollam	KL-20	S.R.T.O.Neyyattinkara	KL-38	S.R.T.O.Thodupuzha	KL-56	S.R.T.O.Koyilandy				
KL-03	R.T.O.Pathanamthitta	KL-21	S.R.T.O.Nedumangad	KL-39	S.R.T.O.Thrippunithura	KL-57	S.R.T.O.Koduvally				
KL-04	R.T.O.Alappuzha	KL-22	S.R.T.O.Kazhakuttom	KL-40	S.R.T.O.Perumbavoor	KL-58	S.R.T.O.Thalassery				
KL-05	R.T.O.Kottayam	KL-23	S.R.T.O.Karunagapally	KL-41	S.R.T.O.Aluva	KL-59	S.R.T.O.Thaliparamba				
KL-06	R.T.O.Idukki	KL-24	S.R.T.O.Kottarakkara	KL-42	S.R.T.O. North Paravoor	KL-60	S.R.T.O.Kanhangad				
KL-07	R.T.O.Ernakulam	KL-25	S.R.T.O.Punalur	KL-43	S.R.T.O.Mattancherry	KL-61	S.R.T.O. Kunnathur				
KL-08	R.T.O.Thrissur	KL-26	S.R.T.O.Adoor	KL-44	S.R.T.O.Kothamangalam	KL-62	S.R.T.O. Ranni				
KL-09	R.T.O.Palakkad	KL-27	S.R.T.O.Thiruvalla	KL-45	S.R.T.O.Irinjalakkuda	KL-63	S.R.T.O. Angamaly				
KL-10	R.T.O.Malappuram	KL-28	S.R.T.O.Mallapally	KL-46	S.R.T.O.Guruvayoor	KL-64	S.R.T.O.Chalakkudy				
KL-11	R.T.O.Kozhikkode	KL-29	S.R.T.O.Kayamkulam	KL-47	S.R.T.O.Kodungallur	KL-65	S.R.T.O.Tirurangadi				
KL-12	R.T.O.Wayanad	KL-30	S.R.T.O.Chengannur	KL-48	S.R.T.O.Vadakancherry	KL-66	S.R.T.O.Kuttanad				
KL-13	R.T.O.Kannur	KL-31	S.R.T.O.Mavelikkara	KL-49	S.R.T.O.Alathur	KL-67	S.R.T.O. □zhavoor				
KL-14	R.T.O.Kasaragod	KL-32	S.R.T.O.Cherthala	KL-50	S.R.T.O.Mannarkkad	KL-68	S.R.T.O. Devikulam				
KL-15	R.T.O. (N.S.)	KL-33	S.R.T.O.Changanas	KL-51	S.R.T.O.Ottapalam	KL-69	S.R.T.O. □dumbanchola				
KL-16	R.T.O.Attingal	KL-34	S.R.T.O.Kanjirappally	KL-52	S.R.T.O.Pattambi	KL-70	S.R.T.O. Chittur				
KL-17	R.T.O.Muvattupuzha	KL-35	S.R.T.O.Pala	KL-53	S.R.T.O.Perinthalmanna	KL-71	S.R.T.O. Nilambur				
KL-18	R.T.O.Vadakara	KL-36	S.R.T.O.Vaikom	KL-54	S.R.T.O.Pannani	KL-72	S.R.T.O.Mananthavadi				

TRANSPORT COMMISSIONERATE

Designation	Office Phone No.	Mobile No.	e-mail ID
Transport Commissioner	0471-2333314	8547639080	tc@keralamvd.gov.in tc.mvd@kerala.gov.in
Additional Transport Commissioner	Post is vacant		
Joint Transport Commissioner & Secretary, STA	0471-2333323	8547639123	jtc@keralamvd.gov.in jtc.mvd@kerala.gov.in
Joint Transport Commissioner (Enforcement)	0471-2333326	8281786093	jtce@keralamvd.gov.in jtce.mvd@kerala.gov.in
Senior DTC (Tax)	0471-2333338	8547639000	dtctax@keralmvd.gov.in dtctax.mvd@kerala.gov.in
Senior Administrative Officer	0471-2333318	8547639091	admofficer@keralamvd.gov.in ao.mvd@kerala.gov.in
Senior Finance Officer	0471-2333319	8547639092	financeofficer@keralamvd.gov.in fo.mvd@kerala.gov.in
Senior Law Officer	0471-2333324	8547639093	lawofficer@keralamvd.gov.in lo.mvd@kerala.gov.in
Statistical Officer	0471-233337		so@keralamvd.gov.in so.mvd@kerala.gov.in
Asst. Transport Commissioner	0471-2333337	8547639100	atc@keralamvd.gov.in atc.mvd@kerala.gov.in
Accounts Officer	0471-2333337	8547639095	accountsofficer@keralamvd.gov.in aco.mvd@kerala.gov.in
Accounts Officer (Audit)	0471-2333337		tcoffice@keralamvd.gov.in aoaudit.mvd@kerala.gov.in
Asst. Secretary, STA	0471-2333337	8547639096	asstsecretarysta@keralamvd.gov.in asta.mvd@kerala.gov.in
Nodal Officer SSG	0471-2328799		nossg@keralamvd.gov.in nossg.mvd@kerala.gov.in
Smart Support Group	0471-2328799		ssgcell@keralamvd.gov.in ssgcell.mvd@kerala.gov.in
System Supervisor	0471-2333337		
General Enquiry	0471-2333337		tcoffice@keralamvd.gov.in
Complaint Cell	0471-2333317	9446033314	tcoffice@keralamvd.gov.in

Address for correspondence

Transport Commissionerate

2nd Floor, Trans Towers,
Vazhuthacaud, Thycaud P O
Thiruvananthapuram
PIN 695014
Fax 0471 – 2333314/2333323

Sl. No.	Office Code	Office Name	Office Address	Phone No. e-mail ID
Head Office: Transport Commissionerate			2nd Floor, Trans Towers, Vazhuthacaud, Thycaud P.O., Thiruvananthapuram. PIN: 695014	91-0471-2333317 / 37 tcoffice@keralamvd.gov.in
South Zone				
Thiruvananthapuram				
		Deputy Transport Commissioner Office, South Zone	Civil Station, Kudappanakunnu, Kudappanakunnu P.O., Thiruvananthapuram.	91-0471-2333336 dtctvm@keralamvd.gov.in
	KL-01	Regional Transport Office, Thiruvananthapuram	Transport Bhavan, East Fort, Fort P.O., Thiruvananthapuram. PIN: 695023	91-0471-2469223 kl01@keralamvd.gov.in
	KL-19	Sub Regional Transport Office, Parassala	Mini Civil Station, Parassala P.O., Thiruvananthapuram. PIN: 695502	91-0471-2200026 kl19@keralamvd.gov.in
	KL-20	Sub Regional Transport Office, Neyyattinkara	Mini Civil Station, Opp. Neyyattinkara Taluk Office, Neyyattinkara P.O., Thiruvananthapuram. PIN: 695121	91-0471-2223643 kl20@keralamvd.gov.in
	KL-22	Sub Regional Transport Office, Kazhakuttom	2nd Floor, Alathara Complex, Kazhakuttom P.O., Thiruvananthapuram. PIN: 695582	91-0471-2412400 kl22@keralamvd.gov.in
	KL-15	Regional Transport Office, Nationalized Sector	Civil Station, Kudappanakunnu, Thiruvananthapuram	91-0471-2731339 kl15@keralamvd.gov.in
	KL-16	Regional Transport Office, Attingal	Avittam Complex, AMC 16/218 (1), Mamom, Attingal, Thiruvananthapuram PIN: 695104	91-0470-2626400 kl16@keralamvd.gov.in
	KL-21	Sub Regional Transport Office, Nedumangad	3rd Floor, Revenue Tower, Nedumangad, Nedumangad P.O., Thiruvananthapuram PIN: 695541	91-0472-2813177 kl21@keralamvd.gov.in
	Motor Vehicle Check Posts			
	mvcp 301	Amaravila (IN)	Kurumkutty, Parassala, Thiruvananthapuram. PIN: 695502	91-0471-2202801 mvcp301@keralamvd.gov.in
	mvcp 302	Amaravila (OUT)	Sales Tax Building, Amaravila Thiruvananthapuram. PIN: 695122	91-0471-2226695 mvcp302@keralamvd.gov.in
	mvcp 303	Poovar	818, Sasthas 6, Perumbazhinji, Kulathoor, Neyattinkara. Thiruvananthapuram. PIN: 695525	91-0471-2209166 mvcp303@keralamvd.gov.in

Sl. No.	Office Code	Office Name	Office Address	Phone No. e-mail ID
Kollam				
	KL-02	Regional Transport Office, Kollam	Civil Station, Aanandavalleswaram, Civil Station P.O., Kollam PIN: 695013	91-0474-2793499 kl02@keralamvd.gov.in
	KL-23	Sub Regional Transport Office, Karunagapally	Mini Civil Station, Karunagapally, Kollam PIN: 690518	91-0476-2625041 Kl23@keralamvd.gov.in
	KL-24	Sub Regional Transport Office, Kottarakkara	Mini Civil Station, Kottarakkara P.O., Kottarakkara, Kollam PIN: 691506	91-0474-2455699 kl24@keralamvd.gov.in
	KL-25	Sub Regional Transport Office, Punalur	Nellipally, Punalur, Kollam PIN: 691305	91-0475-2228420 kl25@keralamvd.gov.in
	KL-61	Sub Regional Transport Office, Kunnathur	**Sub RTO**, Kunnathur, IIIrd Floor, Mangalathu Building, Sooranadu P. O.	Kl61@keralamvd.gov.in
	Motor Vehicle Check Posts			
	mvcp 304	Aaryankavu	Aaryankavu, Aaryankavu P.O., Kollam. PIN: 691316	91-0475-2211633 mvcp304@keralamvd.gov.in
Pathanamthitta				
	KL-03	Regional Transport Office, Pathanamthitta	Parayil Building, College Road, Makamkunnu P.O., Pathanamthitta. PIN: 689645	91-0468-2222426 kl03@keralamvd.gov.in
	KL-26	Sub Regional Transport Office, Adoor	3rd Floor, Revenue Tower, Adoor P.O., Pathanamthitta. PIN: 691523	91-04734-227475 kl26@keralamvd.gov.in
	KL-27	Sub Regional Transport Office, Thiruvalla	4th Floor, Revenue Tower, Thiruvalla, Thiruvalla P.O., Pathanamthitta. PIN: 689101	91-0469-2635577 kl27@keralamvd.gov.in
	KL-28	Sub Regional Transport Office, Mallapally	Mini Civil Station, Mallapally, Pathanamthitta. PIN: 689585	91-0469-2681900 kl28@keralamvd.gov.in
	KL-62	Sub Regional Transport Office, Ranni	Mozhiyil Building, Pulimukku, Ranni, Angadi PO- PIN: 689674	Kl62@keralamvd.gov.in

Sl. No.	Office Code	Office Name	Office Address	Phone No. e-mail ID
Alappuzha				
	KL-04	Regional Transport Office, Alappuzha	Civil Station, Civil Station P.O., Alappuzha. PIN: 688001	91-0477-2253160 kl04@keralamvd.gov.in
	KL-29	Sub Regional Transport Office, Kayamkulam	Mini Civil Station, Near KSRTC Bus Stand, Kayamkulam, Kayamkulam P.O., Alappuzha. PIN: 690101	91-0479-2447730 kl29@keralamvd.gov.in
	KL-30	Sub Regional Transport Office, Chengannur	Mini Civil Station, Chengannur P.O., Chengannur, Alappuzha PIN: 689121	91-0479-2450800 kl30@keralamvd.gov.in
	KL-31	Sub Regional Transport Office, Mavelikkara	Mini Civil Station, Mavelikkara, Alappuzha. PIN: 690101	91-0479-2306200 kl31@keralamvd.gov.in
	KL-32	Sub Regional Transport Office, Cherthala	Mini Civil Station, Cherthala, Cherthala P.O., Alappuzha PIN: 688524	91-0478-2816248 kl32@keralamvd.gov.in
	KL-66	Sub Regional Transport Office, Kuttanadu	Kailath Building, Ramankary P.O, Kuttanadu, Alappuzha	Kl66@keralamvd.gov.in
Central Zone-II				
Kottayam				
	KL-05	Regional Transport Office, Kottayam	Civil Station, Collectorate P.O., Kottayam. PIN: 686002	91-0481-2560429 kl05@keralamvd.gov.in
	KL-33	Sub Regional Transport Office, Changanassery	Revenue Tower, Changanassery P.O., Changanassery, Kottayam PIN: 686101	91-0481-2411931 kl33@keralamvd.gov.in
	KL-34	Sub Regional Transport Office, Kanjirappally	Mangalampady Buildings, Attickal, Ponkunnam P.O., Kanjirappally, Kottayam PIN: 686506	91-04828-223090 kl34@keralamvd.gov.in
	KL-35	Sub Regional Transport Office, Pala	15/168-C, Pala Muncipality, chethimattam, Pala, Kottayam PIN: 686575	91-0482-2216455 kl35@keralamvd.gov.in
	KL-36	Sub Regional Transport Office, Vaikom	Municipal Building, Kochukavala, Vaikom P.O., Kottayam. PIN: 686141	91-04829-224141 kl36@keralamvd.gov.in
	KL-67	Sub Regional Transport Office, Uzhavoor	Theruvathu Building Uzhavoor P.O PIN: 686634	

Sl. No.	Office Code	Office Name	Office Address	Phone No. e-mail ID
Idukki				
	KL-06	Regional Transport Office, Idukki	Civil Station, Kuyilimala, Pinav P.O., Idukki. PIN: 685603	91-04862-232244 kl06@keralamvd.gov.in
	KL-37	Sub Regional Transport Office, Vandiperiyar	3rd Floor, Mini Civil Station, Peerumedu P.O., Idukki PIN: 685531	91-04869-252733 kl37@keralamvd.gov.in
	KL-38	Sub Regional Transport Office, Thodupuzha	Mini Civil Station, Thodupuzha	91-04869-225564 kl37@keralamvd.gov.in
	KL-68	Sub Regional Transport Office, Devikulam	SRTO Devikulam Adimali, Near Police Station Adimali P.O PIN: 685561	Kl68@keralamvd.gov.in
	KL-69	Sub Regional Transport Office, Udumbanchola	Mini Civil Station, Nedumkandam, Udumbanchola	Kl69@keralamvd.gov.in
	Motor Vehicle Check Posts			
	mvcp 305	Kumili	Commercial Tax Building, Kumili P.O., Idukki PIN: 685509	91-04869-223107 mvcp305@keralamvd.gov.in
Ernakulam				
		Deputy Transport Commissioner Office, Central Zone-II	Harf Building No.706, 707/37, Mavelipuram 2nd Road, Sea Port Airport Road, Opp. Thrikkakara Bus Stand, Kakkanad P. O., PIN: 682030	91-0484-2423030 dtcekm@keralamvd.gov.in
	KL-07	Regional Transport Office, Ernakulam	2nd Floor, Civil Station, Kakkanad, Thrikkakara P.O., Ernakulam. PIN: 682030	91-0484-2422246 kl07@keralamvd.gov.in
	KL-39	Sub Regional Transport Office, Thripunithura	Mini Civil Station, Near Central Theatre, Thripunithura P.O., Ernakulam PIN: 682301	91-0484-2774166 kl39@keralamvd.gov.in
	KL-41	Sub Regional Transport Office, Aluva	6/1293, Mini Civil Station, Goods Shed Road, Aluva, Ernakulam. PIN: 683101	91-0484-2622006 kl41@keralamvd.gov.in
	KL-42	Sub Regional Transport Office, North Paravur	Mar Gregarious Shopping Complex, North Paravur, Ernakulam PIN: 683513	91-0484-2442522 kl42@keralamvd.gov.in
	KL-43	Sub Regional Transport Office, Mattancherry	Chemeens Jn., Thoppumpady P.O., Kochi PIN: 682005	91-0484-2229200 kl43@keralamvd.gov.in

Sl. No.	Office Code	Office Name	Office Address	Phone No. e-mail ID
	KL-17	Regional Transport Office, Muvattupuzha	Mini Civil Station, Pazhappally, Mudavoor P.O., Muvattupuzha, Ernakulam. PIN: 686669	91-0485-2814959 kl17@keralamvd.gov.in
	KL-40	Sub Regional Transport Office, Perumbavoor	Municipal Shopping Complex Building, Pattal, Iringole P.O., Perumbavoor, Ernakulam PIN: 683548	91-0484-2525573 kl40@keralamvd.gov.in
	KL-44	Sub Regional Transport Office, Kothamangalam	3rd Floor, Revenue Tower, Kothamangalam P.O., Ernakulam. PIN: 686691	91-0485-2826826 kl44@keralamvd.gov.in
	KL-63	Sub Regional Transport Office, Angamaly	Mini Civil Station, Angamaly	Kl63@keralamvd.gov.in
Central Zone-I				
Thrissur				
		Deputy Transport Commissioner Office, Central Zone-I	TC 50/789, Opp. Civil Station, Ayyanthole P.O., Thrissur PIN: 680003	91-0487-2360450 dtctcr@keralamvd.gov.in
	KL-08	Regional Transport Office, Thrissur	Civil Station, Ayyanthole P.O., Thrissur. PIN: 680003	91-0487-2360262 kl08@keralamvd.gov.in
	KL-45	Sub Regional Transport Office, Irinjalakkuda	Mini Civil Station, Irinjalakkuda, Thrissur PIN: 680121	91-0480-2825666 kl45@keralamvd.gov.in
	KL-46	Sub Regional Transport Office, Guruvayoor	Manjulal Shopping Complex, East Nada, Guruvayoor P.O., Thrissur. PIN: 680101	91-0487-2551666 kl46@keralamvd.gov.in
	KL-47	Sub Regional Transport Office, Kodungalloor	Mini Civil Station, West Nada, Kodungalloor, Thrissur PIN: 680664	91-0480-2807666 kl47@keralamvd.gov.in
	KL-48	Sub Regional Transport Office, Vadakancherry	3rd Floor, Mini Civil Station, Wadakkancherry, Thrissur. PIN: 680582	91-04884-233666 kl48@keralamvd.gov.in
	KL-64	Sub Regional Transport Office, Chalakkudy	Mini Civil Station, Chalakkudy, PIN:680307	Kl64@keralamvd.gov.in

Sl. No.	Office Code	Office Name	Office Address	Phone No. e-mail ID
Palakkad				
	KL-09	Regional Transport Office, Palakkad	Civil Station, Civil Station P.O., Palakkad. PIN: 678002	91-0491-2505741 kl09@keralamvd.gov.in
	KL-49	Sub Regional Transport Office, Alathur	Mini Civil Station, Alathur	91-0492-2224909 kl49@keralamvd.gov.in
	KL-50	Sub Regional Transport Office, Mannarkad	Mini Civil Station, Kunthipuzha, Mannarkad, Palakkad. PIN: 678541	91-04924-223090 kl50@keralamvd.gov.in
	KL-51	Sub Regional Transport Office, Ottapalam	Mini Civil Station, Ottapalam	91-0466-2247064 kl51@keralamvd.gov.in
	KL-52	Sub Regional Transport Office, Pattambi	2nd Floor, Mini Civil Station, Pattambi P.O., Palakkad PIN: 679303	91-0466-2214182 kl52@keralamvd.gov.in
	KL-70	Sub Regional Transport Office, Chittur	Mini Civil Station Building, Chittur, Palakkad, PIN: 678101	Kl70@keralamvd.gov.in
	Motor Vehicle Check Posts			
	mvcp 306	Walayar (IN)	Walayar, Palakkad	91-0491-2862011 mvcp306@keralamvd.gov.in
	mvcp 307	Walayar (OUT)	Walayar, Palakkad	91-0491-2862411 mvcp307@keralamvd.gov.in
	mvcp 308	Gopalapuram	Gopalapuram, Palakkad Road, Palakkad	91-04923-236388 mvcp308@keralamvd.gov.in
	mvcp 309	Velanthavalam	6/898, Velanthavalam, Kozhippara, Palakkad. PIN: 678551	91-04923-235541 mvcp309@keralamvd.gov.in
	mvcp 310	Nadapunni	412/12, Nadapunni, Kozhinjampara, Palakkad. PIN:	91-04923-236888 mvcp310@keralamvd.gov.in
	mvcp 311	Govindapuram	Govindapuram, Mudalamada P.O., Palakkad.	91-04923-236398 mvcp311@keralamvd.gov.in
	mvcp 312	Meenakshipuram	7/229 (231), Perumatti Panchayat, Meenakshipuram P.O., Palakkad	91-04923-234416 mvcp312@keralamvd.gov.in
Malappuram				
	KL-10	Regional Transport Office, Malappuram	Civil Station, Uphill, Malappuram. PIN: 676505	91-0483-2734924 kl10@keralamvd.gov.in
	KL-53	Sub Regional Transport Office, Perinthalmanna	Padippura Building, Kozhikkode Road, Perinthalmanna P.O., Malappuram. PIN: 679322	91-04933-220856 kl53@keralamvd.gov.in

Sl. No.	Office Code	Office Name	Office Address	Phone No. e-mail ID
	KL-54	Sub Regional Transport Office, Ponnani	1st Floor, Mini Civil Station, Ponnani Nagar, Ponnani, Malappuram. PIN: 679583	91-0494-2667511 kl54@keralamvd.gov.in
	KL-55	Sub Regional Transport Office, Tirur	Mini Civil Station, Tirur, Malappuram. PIN: 676101	91-0494-2423700 kl55@keralamvd.gov.in
	KL-65	Sub Regional Transport Office, Tirurangadi	Mini Civil Station, Block Road,Chemmadu, Tirurangadi, PIN:676300	Kl65@keralamvd.gov.in
	KL-71	Sub Regional Transport Office, Nilambur	Chandanakunnu PO, Nilambur, Malappuram, PIN:679329	Kl71@keralamvd.gov.in
	Motor Vehicle Check Posts			
	Mvcp 313	Vazhikkadavu	344/9, Vazhikadavu Panchayath, Vazhikadavu, Malappuram. PIN: 679333	91-04931-276272 mvcp313@keralamvd.gov.in
North Zone				
Kozhikkode				
		Deputy Transport Commissioner Office, North Zone, Kozhikkode	Civil Station, Civil Station P.O. Malaparamba, Kozhikkode. PIN: 673020	91-0495-2370985 dtckkd@keralamvd.gov.in
	KL-11	Regional Transport Office, Kozhikkode	Civil Station, Malaparamba, Kozhikkode. PIN: 673020	91-0495-2371705 kl11@keralamvd.gov.in
	KL-57	Sub Regional Transport Office, Koduvally	Mini Civil Station Koduvally P.O., Kozhikkode PIN: 673572	91-0495-2210280 kl57@keralamvd.gov.in
	KL-18	Regional Transport Office, Vadakara	Mini Civil Station, Vadakara Town, Kozhikkode. PIN: 673101	91-0496-2526234 kl18@keralamvd.gov.in
	KL-56	Sub Regional Transport Office, Koyilandy	Dream Mall, East Road, Opp. to New Stand, Koyilandy. PIN: 673305	91-0496-2623215 kl56@keralamvd.gov.in
Wayanad				
	KL-12	Regional Transport Office, Wayanad	Civil Station, Kalpetta, North Kalpetta P.O., Wayanad. PIN: 673122	91-04936-202607 kl12@keralamvd.gov.in
	KL-72	Sub Regional Transport Office,Mananthavady	Kellur PO, Mananthavady PIN: 670645	Kl72@keralamvd.gov.in
	KL-73	Sub Regional Transport Office, Sulthanbathery	St.Mary's Jacobite Soonoro Church Building, Cheeral Road, Sulthan Bathery PIN: 673592	Kl73@keralamvd.gov.in
	Motor Vehicle Check Posts			

Sl. No.	Office Code	Office Name	Office Address	Phone No. e-mail ID
	mvcp 315	Sulthan Bathery – Muthanga	Thakarappady, Sulthan Bathery, Muthanga P.O., Wayanad. PIN: 673592	91-04936-270110 mvcp315@keralamvd.gov.in
	mvcp 316	Kattikulam	Kattikulam P.O., Mananthavadyi, Wayanad. PIN: 670646	91-04935-250505 mvcp316@keralamvd.gov.in
Kannur				
	KL-13	Regional Transport Office, Kannur	Civil Station, Kannur. PIN: 670102	91-0497-2700566 kl13@keralamvd.gov.in
	KL-58	Sub Regional Transport Office, Thalassery	2nd Floor, Hindustan Tower, Town Hall Road, Chirakkara P.O., Thalassery, Kannur. PIN: 670104	91-0490-2327300 kl58@keralamvd.gov.in
	KL-59	Sub Regional Transport Office, Thaliparamba	3rd Floor, Mini Civil Station, Opp. Bus Stand, Thaliparambu, PIN: 670141	91-0460-2206580 kl59@keralamvd.gov.in
	Motor Vehicle Check Posts			
	mvcp 314	Iritty	Iritty, Kannur	91-0490-2493566 mvcp314@keralamvd.gov.in
Kasaragod				
	KL-14	Regional Transport Office, Kasaragod	Civil Station, Vidya Nagar, Vidya Nagar P.O., Kasaragod. PIN: 671123	91-04994-255290 kl14@keralamvd.gov.in
	KL-60	Sub Regional Transport Office, Kanhangad	Mini Civil Station, Kanhangad P.O., Kasaragod. PIN: 671315	91-04672-207766 kl60@keralamvd.gov.in
	Motor Vehicle Check Posts			
	mvcp 317	Nileswaram	Nileswaram, Cheruvathur, Cheruvathur P.O., Kasaragod. PIN: 671313	91-04672-262154 mvcp317@keralamvd.gov.in
	mvcp 318	Manjeshwaram	Thalapady, Kunjathoor, Thalapady P.O., Kasaragod. PIN: 671323	91-04998-278444 mvcp318@keralamvd.gov.in
	mvcp 319	Perla	Perla, Adkasthala, Perla P.O., Kasaragod. PIN: 671552	91-04998-226720 mvcp319@keralamvd.gov.in

Mobile Enforcement Squads

District	MES Office	MES No.	Jurisdiction Area	MVI Phone No.	Office Phone No.	e-mail ID
Trivandrum	RTO Trivandrum	MES 1	RTO Trivandrum	8547639101	0471-2469223	Kl01@ keralamvd.gov.in
		MES 2	SRTO Parassala, SRTO Neyyattinkara	8281786076		
	RTO Attingal	MES 3	SRTO Kazhakuttom, SRTO Nedumangad	8281786077	0470-2626400	Kl16@ keralamvd.gov.in
		MES 1	RTO Attingal	8547639116		
Kollam	RTO Kollam	MES 1	RTO Kollam	8547639102	0474-2793499	Kl02@l keralamvd.gov.in
		MES 2	SRTO Punalur, SRTO Kottarakkara	8281786078		
		MES 3	SRTO Kunnathur, SRTO arunagappally	8281786079		
Pathanamthitta	RTO Pathanamthitta	MES 1	RTO Pathanamthitta SRTO, Ranni	8547639103	0468-2222426	Kl03@ keralamvd.gov.in
		MES 2	SRTO, Adoor, SRTO Thiruvalla, SRTO Mallappally	8281786080		
Alappuzha	RTO Alappuzha	MES 1	RTO Alappuzha, SRTO, Cherthala	8547639104	0477-2253160	Kl04@ keralamvd.gov.in
		MES 2	SRTO Chengannur, SRTO Mavelikkara, SRTO Kayamkulam	8281786081		
Kottayam	RTO Kottayam	MES 1	RTO Kottayam, SRTO Changanassery	8547639105	0481-2560429	Kl05@ keralamvd.gov.in
		MES 2	SRTO Vaikom, SRTO Pala, SRTO Kanjirappally	8281786082		
Idukki	RTO Idukki	MES 1	Regional Transport Office Idukki	8547639106	04862-232244	Kl06@l keralamvd.gov.in
		MES 2	SRTO, Vandiperiyar, SRTO Thodupuzha	8281786083		

Ernakulam	RTO Ernakulam	MES 1	RTO, Ernakulam, SRTO hripunithura	8547639107	0484-2422246	Kl07@keralamvd.gov.in
		MES 2	SRTO North Paravoor, SRTO Mattanchery	8281786084		
		MES 3	SRTO Aluva, SRTO Angamaly	8281786085		
Muvattupuzha	RTO Muvattupuzha	MES 1	RTO, Muvattupuzha, SRTO, Kothamangalam, SRTO Perumbavoor	8547639117	0485-2814959	Kl17@keralamvd.gov.in
Thrissur	RTO Thrissur	MES 1	RTO, Thrissur SRTO, Vadakkancherry	8547639108	0487-2360262	Kl08@ keralamvd.gov.in
		MES 2	SRTO, Guruvayoor, SRTO Kodungallur	8281786086		
		MES 3	SRTO, Irinjalakkuda, SRTO Chalakkudy	8281786087		
Palakkad	RTO Palakkad	MES 1	RTO, Palakkad, SRTO, Alathur	8547639109	0491-2505741	Kl09@ keralamvd.gov.in
		MES 2	SRTO Pattambi, SRTO Ottappalam, SRTO Mannarkkad	8281786088		
Malappuram	RTO Malappuram	MES 1	RTO, Malappuram SRTO, Ponnani	8547639110	0483-2734924	Kl10@ keralamvd.gov.in
		MES 2	SRTO Tirur, SRTO Perinthalmanna, SRTO Tirurangadi	8281786089		
Kozhikkode	RTO Kozhikkode	MES 1	RTO, Kozhikkode	8547639111	0495-2371705	Kl11@ keralamvd.gov.in
		MES 2	SRTO, Koduvally	8281786090		
	RTO Vadakara	MES 1	RT Office, Vadakara	8547639118	0496-2526234	Kl18@ keralamvd.gov.in
		MES 2	SRTO, Koyilandy	8281786091		

Wayanad	RTO Wayanad	MES 1	RTO, Wayanad	8547639112	0493-6202607	Kl12@ keralamvd.gov.in
Kannur	RTO Kannur	MES 1	RTO, Kannur	8547639113	0497-2700566	Kl13@ keralamvd.gov.in
		MES 2	SRTO, Thalassery, SRTO Thaliparamba	8281786092		
Kasargod	RTO Kasargod	MES 1	RTO Kasargod, SRTO, Kanhangad	8547639114	04994-255290	Kl14@ keralamvd.gov.in

MES – Mobile Enforcement Squad, RTO – Regional Transport Office; SRTO – Sub Regional Transport Office; MVI – Motor Vehicles Inspector

ANNEXURE

RESERVATION FEE FOR FANCY NUMBER

Sl. No.	Fancy No.						Fees Amount (in Rs.)
1.	1						1,00,000
2.	777	999	3333	4444	5000	5555	50,000
	7777	9999					
3.	5	7	9	333	786	1000	25000
	1111	1818	2727	3000	3636	4545	
	5005	5050	6666	7000	7007	8181	
	8888	9000	9009	9090			
4.	2	3	11	99	100	111	10,000
	123	313	444	500	555	666	
	900	909	1001	1234	1717	1881	
	2000	2222	4455	5454	6000	6363	
	7272						
5.	2007	2500	2525	2700	2772	3456	5,000
	4000	4500	5353	5445	6060	7070	
	7117	7171	7227	8008	8080	8118	
6.	**Any other Number**						**3,000**

Distribution of Motor Vehicles Registered by Type 2016 – 2017

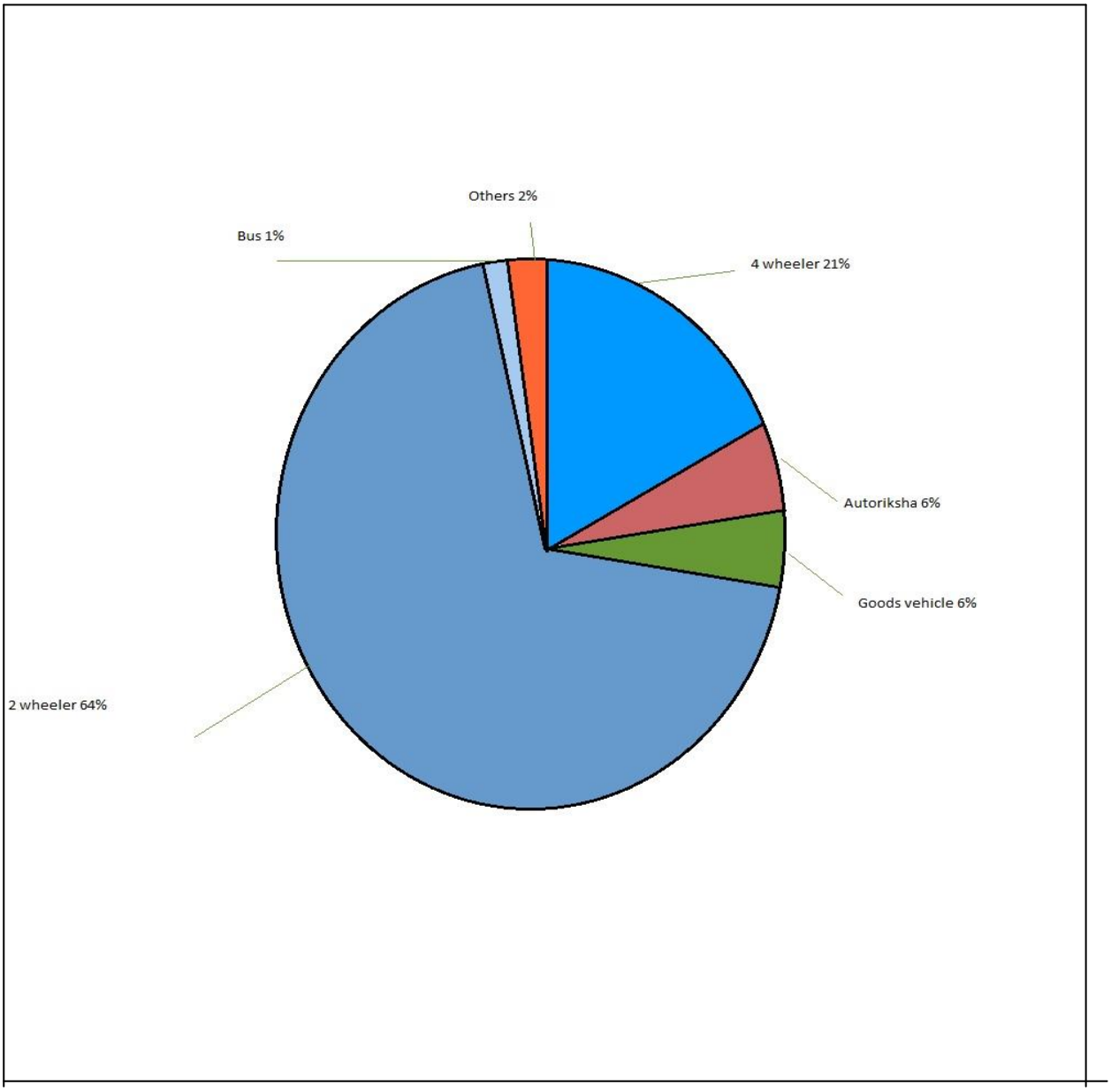

VEHICLE REGISTRATION

DISTRICT AND CATEGORY WISE

2016 – 2017

Vehicle Registration District and Category wise for the year 2016 – 2017
Thiruvananthapuram District

Transport Vehicles

Sl. No.	Vehicles Class	No. of Vehicles
1	LMV-3 WHEELED VEHICLES FOR TRANSPORT – PASSENGER (A/R)	4189
2	LMV-3 WHEELED VEHICLES FOR TRANSPORT – GOODS	575
3	GOODS CARRIER TRUCK	1172
4	MULTI AXLED VEHICLE	6
5	ARTICULATED VEHICLE	3
6	PRIVATE SERVICE VEHICLE	33
7	CONTRACT CARRIAGE (EIB)	213
8	STAGE CARRIAGE	789
9	CONTRACT CARRIAGE	223
10	ALL INDIA TOURIST TAXI	66
11	GOODS CARRIER TANKER	16
12	LMV – MOTOR CAB	1255
13	TIPPER	253
14	AMBULANCE	60
15	ALL OTHER TYPES OF VEHICLES	66
	Total Transport Vehicles	**8919**

Non – Transport Vehicles

1	MOTOR CYCLE – BELOW 95 CC	172
2	MOTOR CYCLE – ABOVE 95 CC	76839
3	MOTOR CAR – BELOW 1500 CC	22707
4	MOTOR CAR – ABOVE 1500 CC	1771
5	PSV FOR PERSONAL USE BELOW 1500 CC	183
6	PSV FOR PERSONAL USE ABOVE 1500 CC	201
7	TRACTOR	12
8	VEHICLE MOUNTED WITH GENERATOR/COMPRESSOR/CRANE	14
9	INVALID CARRIAGE – MOTOR CYCLE	195
10	EARTH MOVING EQUIPMENT	63
11	ROAD ROLLER	4
12	ALL OTHER TYPES OF VEHICLES	65
	Total Non - Transport Vehicles	**102226**
	Grand Total (Transport + Non Transport)	**111145**

Vehicle Registration District and Category wise for the year 2016 – 2017
Kollam District

Transport Vehicles

Sl. No.	Vehicles Class	No. of Vehicles
1	LMV-3 WHEELED VEHICLES FOR TRANSPORT – PASSENGER (A/R)	2001
2	LMV-3 WHEELED VEHICLES FOR TRANSPORT – GOODS	382
3	GOODS CARRIER TRUCK	1054
4	PRIVATE SERVICE VEHICLE	12
5	CONTRACT CARRIAGE (EIB)	179
6	STAGE CARRIAGE	27
7	CONTRACT CARRIAGE	168
8	ALL INDIA TOURIST TAXI	2
9	GOODS CARRIER TANKER	11
10	LMV – MOTOR CAB	497
11	TRACTOR – TRAILOR	1
12	TIPPER	189
13	AMBULANCE	32
14	ALL OTHER TYPES OF VEHICLES	28
	Total Transport Vehicles	**4583**

Non – Transport Vehicles

1	MOTOR CYCLE – BELOW 95 CC	105
2	MOTOR CYCLE – ABOVE 95 CC	58882
3	MOTOR CAR – BELOW 1500 CC	15830
4	MOTOR CAR – ABOVE 1500 CC	1113
5	PSV FOR PERSONAL USE BELOW 1500 CC	146
6	PSV FOR PERSONAL USE ABOVE 1500 CC	103
7	TRACTOR	7
8	VEHICLE MOUNTED WITH GENERATOR/COMPRESSOR/CRANE	10
9	INVALID CARRIAGE – MOTOR CYCLE	215
10	EARTH MOVING EQUIPMENT	64
11	ALL OTHER TYPES OF VEHICLES	38
	Total Non - Transport Vehicles	**76513**
	Grand Total (Transport + Non Transport)	**81096**

Vehicle Registration District and Category wise for the year 2016 – 2017
Pathanamthitta District

Transport Vehicles

Sl. No.	Vehicles Class	No. of Vehicles
1	LMV-3 WHEELED VEHICLES FOR TRANSPORT – PASSENGER (A/R)	958
2	LMV-3 WHEELED VEHICLES FOR TRANSPORT – GOODS	298
3	GOODS CARRIER TRUCK	537
4	MULTI AXLED VEHICLE	1
5	ARTICULATED VEHICLE	2
6	PRIVATE SERVICE VEHICLE	13
7	CONTRACT CARRIAGE (EIB)	83
8	STAGE CARRIAGE	21
9	CONTRACT CARRIAGE	85
10	GOODS CARRIER TANKER	5
11	LMV – MOTOR CAB	368
12	TIPPER	110
13	AMBULANCE	21
14	ALL OTHER TYPES OF VEHICLES	11
	Total Transport Vehicles	**2513**

Non – Transport Vehicles

1	MOTOR CYCLE – BELOW 95 CC	33
2	MOTOR CYCLE – ABOVE 95 CC	24670
3	MOTOR CAR – BELOW 1500 CC	9653
4	MOTOR CAR – ABOVE 1500 CC	688
5	PSV FOR PERSONAL USE BELOW 1500 CC	68
6	PSV FOR PERSONAL USE ABOVE 1500 CC	87
7	TRACTOR	6
8	VEHICLE MOUNTED WITH GENERATOR/COMPRESSOR/CRANE	8
9	INVALID CARRIAGE – MOTOR CYCLE	135
10	EARTH MOVING EQUIPMENT	19
11	ALL OTHER TYPES OF VEHICLES	10
	Total Non - Transport Vehicles	**35377**
	Grand Total (Transport + Non Transport)	**37890**

Vehicle Registration District and Category wise for the year 2016 – 2017
Alappuzha District

Transport Vehicles

Sl. No.	Vehicles Class	No. of Vehicles
1	LMV-3 WHEELED VEHICLES FOR TRANSPORT – PASSENGER (A/R)	1037
2	LMV-3 WHEELED VEHICLES FOR TRANSPORT – GOODS	430
3	GOODS CARRIER TRUCK	964
4	MULTI AXLED VEHICLE	5
5	ARTICULATED VEHICLE	5
6	PRIVATE SERVICE VEHICLE	3
7	CONTRACT CARRIAGE (EIB)	80
8	STAGE CARRIAGE	18
9	CONTRACT CARRIAGE	199
10	ALL INDIA TOURIST TAXI	1
11	GOODS CARRIER TANKER	16
12	LMV – MOTOR CAB	1010
13	TIPPER	97
14	AMBULANCE	30
15	ALL OTHER TYPES OF VEHICLES	56
	Total Transport Vehicles	**3951**

Non – Transport Vehicles

1	MOTOR CYCLE – BELOW 95 CC	73
2	MOTOR CYCLE – ABOVE 95 CC	48195
3	MOTOR CAR – BELOW 1500 CC	12262
4	MOTOR CAR – ABOVE 1500 CC	847
5	PSV FOR PERSONAL USE BELOW 1500 CC	106
6	PSV FOR PERSONAL USE ABOVE 1500 CC	86
7	TRACTOR	16
8	VEHICLE MOUNTED WITH GENERATOR/COMPRESSOR/CRANE	8
9	INVALID CARRIAGE – MOTOR CYCLE	90
10	EARTH MOVING EQUIPMENT	27
11	ALL OTHER TYPES OF VEHICLES	16
	Total Non - Transport Vehicles	**61726**
	Grand Total (Transport + Non Transport)	**65677**

Vehicle Registration District and Category wise for the year 2016 – 2017
Kottayam District

Transport Vehicles

Sl. No.	Vehicles Class	No. of Vehicles
1	LMV-3 WHEELED VEHICLES FOR TRANSPORT – PASSENGER (A/R)	1061
2	LMV-3 WHEELED VEHICLES FOR TRANSPORT – GOODS	284
3	GOODS CARRIER TRUCK	1062
4	MULTI AXLED VEHICLE	3
5	ARTICULATED VEHICLE	2
6	PRIVATE SERVICE VEHICLE	12
7	CONTRACT CARRIAGE (EIB)	109
8	STAGE CARRIAGE	93
9	CONTRACT CARRIAGE	294
10	ALL INDIA TOURIST TAXI	1
11	GOODS CARRIER TANKER	7
12	LMV – MOTOR CAB	691
13	TIPPER	146
14	AMBULANCE	37
15	ALL OTHER TYPES OF VEHICLES	81
	Total Transport Vehicles	**3883**

Non – Transport Vehicles

1	MOTOR CYCLE – BELOW 95 CC	94
2	MOTOR CYCLE – ABOVE 95 CC	30891
3	MOTOR CAR – BELOW 1500 CC	14294
4	MOTOR CAR – ABOVE 1500 CC	1116
5	PSV FOR PERSONAL USE BELOW 1500 CC	172
6	PSV FOR PERSONAL USE ABOVE 1500 CC	121
7	TRACTOR	17
8	VEHICLE MOUNTED WITH GENERATOR/COMPRESSOR/CRANE	12
9	INVALID CARRIAGE – MOTOR CYCLE	92
10	EARTH MOVING EQUIPMENT	70
11	ROAD ROLLER	1
12	ALL OTHER TYPES OF VEHICLES	39
	Total Non - Transport Vehicles	**46919**
	Grand Total (Transport + Non Transport)	**50802**

Vehicle Registration District and Category wise for the year 2016 – 2017
Idukki District

Transport Vehicles

Sl. No.	Vehicles Class	No. of Vehicles
1	LMV-3 WHEELED VEHICLES FOR TRANSPORT – PASSENGER (A/R)	866
2	LMV-3 WHEELED VEHICLES FOR TRANSPORT – GOODS	155
3	GOODS CARRIER TRUCK	487
4	MULTI AXLED VEHICLE	1
5	ARTICULATED VEHICLE	1
6	PRIVATE SERVICE VEHICLE	5
7	CONTRACT CARRIAGE (EIB)	67
8	STAGE CARRIAGE	64
9	CONTRACT CARRIAGE	59
10	ALL INDIA TOURIST TAXI	9
11	GOODS CARRIER TANKER	1
12	LMV – MOTOR CAB	259
13	TRACTOR – TRAILOR	2
14	TIPPER	67
15	AMBULANCE	17
16	ALL OTHER TYPES OF VEHICLES	40
	Total Transport Vehicles	**2100**

Non – Transport Vehicles

1	MOTOR CYCLE – BELOW 95 CC	17
2	MOTOR CYCLE – ABOVE 95 CC	12956
3	MOTOR CAR – BELOW 1500 CC	4524
4	MOTOR CAR – ABOVE 1500 CC	337
5	PSV FOR PERSONAL USE BELOW 1500 CC	37
6	PSV FOR PERSONAL USE ABOVE 1500 CC	29
7	TRACTOR	5
8	VEHICLE MOUNTED WITH GENERATOR/COMPRESSOR/CRANE	5
9	INVALID CARRIAGE – MOTOR CYCLE	60
10	EARTH MOVING EQUIPMENT	19
11	ALL OTHER TYPES OF VEHICLES	13
	Total Non - Transport Vehicles	**18002**
	Grand Total (Transport + Non Transport)	**20102**

Vehicle Registration District and Category wise for the year 2016 – 2017
Ernakulam District

Transport Vehicles

Sl. No.	Vehicles Class	No. of Vehicles
1	LMV-3 WHEELED VEHICLES FOR TRANSPORT – PASSENGER (A/R)	1682
2	LMV-3 WHEELED VEHICLES FOR TRANSPORT – GOODS	556
3	GOODS CARRIER TRUCK	2307
4	MULTI AXLED VEHICLE	20
5	ARTICULATED VEHICLE	86
6	PRIVATE SERVICE VEHICLE	53
7	CONTRACT CARRIAGE (EIB)	234
8	STAGE CARRIAGE	64
9	CONTRACT CARRIAGE	553
10	ALL INDIA TOURIST TAXI	8
11	EXCAVATOR	1
12	GOODS CARRIER TANKER	56
13	LMV – MOTOR CAB	3405
14	TRACTOR – TRAILOR	2
15	TIPPER	336
16	AMBULANCE	68
17	ALL OTHER TYPES OF VEHICLES	279
	Total Transport Vehicles	**9710**

Non – Transport Vehicles

1	MOTOR CYCLE – BELOW 95 CC	176
2	MOTOR CYCLE – ABOVE 95 CC	76721
3	MOTOR CAR – BELOW 1500 CC	25602
4	MOTOR CAR – ABOVE 1500 CC	3164
5	PSV FOR PERSONAL USE BELOW 1500 CC	120
6	PSV FOR PERSONAL USE ABOVE 1500 CC	196
7	TRACTOR	26
8	VEHICLE MOUNTED WITH GENERATOR/COMPRESSOR/CRANE	34
9	INVALID CARRIAGE – MOTOR CYCLE	31
10	EARTH MOVING EQUIPMENT	106
11	ROAD ROLLER	2
12	ALL OTHER TYPES OF VEHICLES	41
	Total Non - Transport Vehicles	**106219**
	Grand Total (Transport + Non Transport)	**115929**

Vehicle Registration District and Category wise for the year 2016 – 2017
Thrissur District

Transport Vehicles

Sl. No.	Vehicles Class	No. of Vehicles
1	LMV-3 WHEELED VEHICLES FOR TRANSPORT – PASSENGER (A/R)	1590
2	LMV-3 WHEELED VEHICLES FOR TRANSPORT – GOODS	448
3	GOODS CARRIER TRUCK	1370
4	MULTI AXLED VEHICLE	6
5	ARTICULATED VEHICLE	5
6	PRIVATE SERVICE VEHICLE	12
7	CONTRACT CARRIAGE (EIB)	125
8	STAGE CARRIAGE	69
9	CONTRACT CARRIAGE	252
10	ALL INDIA TOURIST TAXI	1
11	GOODS CARRIER TANKER	1
12	LMV – MOTOR CAB	24
13	LMV – MOTOR CAB	1231
14	TRACTOR – TRAILOR	3
15	TIPPER	147
16	AMBULANCE	41
17	ALL OTHER TYPES OF VEHICLES	118
	Total Transport Vehicles	**5443**

Non – Transport Vehicles

1	MOTOR CYCLE – BELOW 95 CC	187
2	MOTOR CYCLE – ABOVE 95 CC	64955
3	MOTOR CAR – BELOW 1500 CC	17735
4	MOTOR CAR – ABOVE 1500 CC	1654
5	PSV FOR PERSONAL USE BELOW 1500 CC	92
6	PSV FOR PERSONAL USE ABOVE 1500 CC	226
7	TRACTOR	66
8	VEHICLE MOUNTED WITH GENERATOR/COMPRESSOR/CRANE	3
9	INVALID CARRIAGE – MOTOR CYCLE	177
10	EARTH MOVING EQUIPMENT	34
11	ALL OTHER TYPES OF VEHICLES	58
	Total Non - Transport Vehicles	**85187**
	Grand Total (Transport + Non Transport)	**90630**

Vehicle Registration District and Category wise for the year 2016 – 2017
Palakkad District

Transport Vehicles

Sl. No.	Vehicles Class	No. of Vehicles
1	LMV-3 WHEELED VEHICLES FOR TRANSPORT – PASSENGER (A/R)	1018
2	LMV-3 WHEELED VEHICLES FOR TRANSPORT – GOODS	423
3	GOODS CARRIER TRUCK	794
4	MULTI AXLED VEHICLE	1
5	ARTICULATED VEHICLE	21
6	PRIVATE SERVICE VEHICLE	10
7	CONTRACT CARRIAGE (EIB)	110
8	STAGE CARRIAGE	69
9	CONTRACT CARRIAGE	119
10	ALL INDIA TOURIST TAXI	26
11	GOODS CARRIER TANKER	7
12	LMV – MOTOR CAB	593
13	TIPPER	84
14	AMBULANCE	26
15	ALL OTHER TYPES OF VEHICLES	45
	Total Transport Vehicles	**3346**

Non – Transport Vehicles

1	MOTOR CYCLE – BELOW 95 CC	473
2	MOTOR CYCLE – ABOVE 95 CC	53169
3	MOTOR CAR – BELOW 1500 CC	10961
4	MOTOR CAR – ABOVE 1500 CC	571
5	PSV FOR PERSONAL USE BELOW 1500 CC	80
6	PSV FOR PERSONAL USE ABOVE 1500 CC	135
7	TRACTOR	76
8	VEHICLE MOUNTED WITH GENERATOR/COMPRESSOR/CRANE	7
9	INVALID CARRIAGE – MOTOR CYCLE	28
10	EARTH MOVING EQUIPMENT	25
11	ROAD ROLLER	1
12	ALL OTHER TYPES OF VEHICLES	45
	Total Non - Transport Vehicles	**65571**
	Grand Total (Transport + Non Transport)	**68917**

Vehicle Registration District and Category wise for the year 2016 – 2017
Malappuram District

Transport Vehicles

Sl. No.	Vehicles Class	No. of Vehicles
1	LMV-3 WHEELED VEHICLES FOR TRANSPORT – PASSENGER (A/R)	2332
2	LMV-3 WHEELED VEHICLES FOR TRANSPORT – GOODS	798
3	GOODS CARRIER TRUCK	1458
4	ARTICULATED VEHICLE	2
5	PRIVATE SERVICE VEHICLE	5
6	CONTRACT CARRIAGE (EIB)	217
7	STAGE CARRIAGE	127
8	CONTRACT CARRIAGE	117
9	ALL INDIA TOURIST TAXI	1
10	GOODS CARRIER TANKER	22
11	LMV – MOTOR CAB	388
12	TIPPER	233
13	AMBULANCE	56
14	ALL OTHER TYPES OF VEHICLES	126
	Total Transport Vehicles	**5882**

Non – Transport Vehicles

1	MOTOR CYCLE – BELOW 95 CC	67
2	MOTOR CYCLE – ABOVE 95 CC	68927
3	MOTOR CAR – BELOW 1500 CC	18787
4	MOTOR CAR – ABOVE 1500 CC	1023
5	PSV FOR PERSONAL USE BELOW 1500 CC	145
6	PSV FOR PERSONAL USE ABOVE 1500 CC	167
7	TRACTOR	39
8	VEHICLE MOUNTED WITH GENERATOR/COMPRESSOR/CRANE	4
9	INVALID CARRIAGE – MOTOR CYCLE	15
10	EARTH MOVING EQUIPMENT	97
11	ROAD ROLLER	1
12	ALL OTHER TYPES OF VEHICLES	111
	Total Non - Transport Vehicles	**89383**
	Grand Total (Transport + Non Transport)	**95265**

Vehicle Registration District and Category wise for the year 2016 – 2017
Wayanad District

Transport Vehicles

Sl. No.	Vehicles Class	No. of Vehicles
1	LMV-3 WHEELED VEHICLES FOR TRANSPORT – PASSENGER (A/R)	623
2	LMV-3 WHEELED VEHICLES FOR TRANSPORT – GOODS	171
3	GOODS CARRIER TRUCK	417
4	MULTI AXLED VEHICLE	1
5	PRIVATE SERVICE VEHICLE	1
6	CONTRACT CARRIAGE (EIB)	43
7	STAGE CARRIAGE	52
8	CONTRACT CARRIAGE	17
9	ALL INDIA TOURIST TAXI	1
10	LMV – MOTOR CAB	182
11	TRACTOR – TRAILOR	14
12	TIPPER	65
13	AMBULANCE	12
14	ALL OTHER TYPES OF VEHICLES	25
	Total Transport Vehicles	**1624**

Non – Transport Vehicles

1	MOTOR CYCLE – BELOW 95 CC	22
2	MOTOR CYCLE – ABOVE 95 CC	12002
3	MOTOR CAR – BELOW 1500 CC	3095
4	MOTOR CAR – ABOVE 1500 CC	205
5	PSV FOR PERSONAL USE BELOW 1500 CC	53
6	PSV FOR PERSONAL USE ABOVE 1500 CC	24
7	TRACTOR	17
8	INVALID CARRIAGE – MOTOR CYCLE	4
9	EARTH MOVING EQUIPMENT	14
10	ALL OTHER TYPES OF VEHICLES	4
	Total Non - Transport Vehicles	**15440**
	Grand Total (Transport + Non Transport)	**17064**

Vehicle Registration District and Category wise for the year 2016 – 2017
Kozhikode District

Transport Vehicles

Sl. No.	Vehicles Class	No. of Vehicles
1	LMV-3 WHEELED VEHICLES FOR TRANSPORT – PASSENGER (A/R)	1962
2	LMV-3 WHEELED VEHICLES FOR TRANSPORT – GOODS	695
3	GOODS CARRIER TRUCK	1185
4	MULTI AXLED VEHICLE	10
5	ARTICULATED VEHICLE	1
6	PRIVATE SERVICE VEHICLE	23
7	CONTRACT CARRIAGE (EIB)	156
8	STAGE CARRIAGE	82
9	CONTRACT CARRIAGE	150
10	ALL INDIA TOURIST TAXI	7
11	GOODS CARRIER TANKER	12
12	LMV – MOTOR CAB	487
13	TIPPER	234
14	AMBULANCE	58
15	ALL OTHER TYPES OF VEHICLES	76
	Total Transport Vehicles	**5138**

Non – Transport Vehicles

1	MOTOR CYCLE – BELOW 95 CC	190
2	MOTOR CYCLE – ABOVE 95 CC	65205
3	MOTOR CAR – BELOW 1500 CC	16544
4	MOTOR CAR – ABOVE 1500 CC	1450
5	PSV FOR PERSONAL USE BELOW 1500 CC	90
6	PSV FOR PERSONAL USE ABOVE 1500 CC	180
7	TRACTOR	17
8	VEHICLE MOUNTED WITH GENERATOR/COMPRESSOR/CRANE	12
9	INVALID CARRIAGE – MOTOR CYCLE	10
10	EARTH MOVING EQUIPMENT	65
11	ROAD ROLLER	2
12	ALL OTHER TYPES OF VEHICLES	37
	Total Non - Transport Vehicles	**83802**
	Grand Total (Transport + Non Transport)	**88940**

Vehicle Registration District and Category wise for the year 2016 – 2017
Kannur District

Transport Vehicles

Sl. No.	Vehicles Class	No. of Vehicles
1	LMV-3 WHEELED VEHICLES FOR TRANSPORT – PASSENGER (A/R)	2263
2	LMV-3 WHEELED VEHICLES FOR TRANSPORT – GOODS	537
3	GOODS CARRIER TRUCK	1174
4	PRIVATE SERVICE VEHICLE	11
5	CONTRACT CARRIAGE (EIB)	163
6	STAGE CARRIAGE	121
7	CONTRACT CARRIAGE	183
8	ALL INDIA TOURIST TAXI	10
9	GOODS CARRIER TANKER	12
10	LMV – MOTOR CAB	818
11	TRACTOR – TRAILOR	1
12	TIPPER	206
13	AMBULANCE	28
14	ALL OTHER TYPES OF VEHICLES	92
	Total Transport Vehicles	**5619**

Non – Transport Vehicles

1	MOTOR CYCLE – BELOW 95 CC	32
2	MOTOR CYCLE – ABOVE 95 CC	42836
3	MOTOR CAR – BELOW 1500 CC	15591
4	MOTOR CAR – ABOVE 1500 CC	955
5	PSV FOR PERSONAL USE BELOW 1500 CC	222
6	PSV FOR PERSONAL USE ABOVE 1500 CC	150
7	TRACTOR	8
8	VEHICLE MOUNTED WITH GENERATOR/COMPRESSOR/CRANE	9
9	INVALID CARRIAGE – MOTOR CYCLE	21
10	EARTH MOVING EQUIPMENT	111
11	ROAD ROLLER	1
12	ALL OTHER TYPES OF VEHICLES	57
	Total Non - Transport Vehicles	**59993**
	Grand Total (Transport + Non Transport)	**65612**

Vehicle Registration District and Category wise for the year 2016 – 2017
Kasargode District

Transport Vehicles

Sl. No.	Vehicles Class	No. of Vehicles
1	LMV-3 WHEELED VEHICLES FOR TRANSPORT – PASSENGER (A/R)	793
2	LMV-3 WHEELED VEHICLES FOR TRANSPORT – GOODS	102
3	GOODS CARRIER TRUCK	410
4	MULTI AXLED VEHICLE	1
5	PRIVATE SERVICE VEHICLE	8
6	CONTRACT CARRIAGE (EIB)	112
7	STAGE CARRIAGE	15
8	CONTRACT CARRIAGE	22
9	ALL INDIA TOURIST TAXI	2
10	GOODS CARRIER TANKER	2
11	LMV – MOTOR CAB	274
12	TRACTOR – TRAILOR	1
13	TIPPER	50
14	AMBULANCE	19
15	ALL OTHER TYPES OF VEHICLES	26
	Total Transport Vehicles	**1837**

Non – Transport Vehicles

1	MOTOR CYCLE – BELOW 95 CC	11
2	MOTOR CYCLE – ABOVE 95 CC	19761
3	MOTOR CAR – BELOW 1500 CC	8108
4	MOTOR CAR – ABOVE 1500 CC	474
5	PSV FOR PERSONAL USE BELOW 1500 CC	160
6	PSV FOR PERSONAL USE ABOVE 1500 CC	65
7	TRACTOR	8
8	VEHICLE MOUNTED WITH GENERATOR/COMPRESSOR/CRANE	5
9	INVALID CARRIAGE – MOTOR CYCLE	6
10	EARTH MOVING EQUIPMENT	70
11	ALL OTHER TYPES OF VEHICLES	6
	Total Non - Transport Vehicles	**28674**
	Grand Total (Transport + Non Transport)	**30511**

NUMBER OF VEHICLES REGISTERED-DISTRICT –WISE – CATEGORY-WISE DURING 2016-17 (STATE SUMMARY)

TRANSPORT VEHICLES

Sl.No	Vehicle Class	Thiruvananthapuram	Kollam	Pathanamthitta	Alappuzha	Kottayam	Idukki	Ernakulam	Thrissur	Palakkad	Malappuram	Kozhikkode	Wayanad	Kannur	Kasargod	Total
1	LMV – 3 Wheeled Vehicle For Transport - Passenger (A/R)	4189	2001	958	1037	1061	866	1682	1590	1018	2332	1962	623	2263	793	**22375**
2	For Transport - Goods	575	382	298	430	284	155	556	448	423	798	695	171	537	102	**5854**
3	Goods Carrier Truck	1172	1054	537	964	1062	487	2307	1370	794	1458	1185	417	1174	410	**14391**
4	Multi Axled Vehicle	6		1	5	3	1	20	6	1		10	1		1	**55**
5	Articulated Vehicle	3		2	5	2	1	86	5	21	2	1				**128**
6	Private Service Vehicle	33	12	13	3	12	5	53	12	10	5	23	1	11	8	**201**
7	Contract Carriage(EIB)	213	179	83	80	109	67	234	125	110	217	156	43	163	112	**1891**
8	Stage Carriage	789	27	21	18	93	64	64	69	69	127	82	52	121	15	**1611**
9	Contract Carriage	223	168	85	199	294	59	553	252	119	117	150	17	183	22	**2441**
10	All India Tourist Taxi	66	2		1	1	9	8	1	26	1	7	1	10	2	**135**
11	Excavator							1	1							**2**
12	Goods Carrier Tanker	16	11	5	16	7	1	56	24	7	22	12		12	2	**191**
13	Water Tanker															**0**
14	Oil Tanker															**0**
15	Gas Tanker															**0**
16	Hazardous Goods Tanker															**0**
17	LMV Motor Cab	1255	497	368	1010	691	259	3406	1231	593	388	487	182	818	274	**11458**
18	Tractor – Trailor		1				2	2	3				14	1	1	**24**
19	Trailor															**0**
20	Tipper	253	189	110	97	146	67	336	147	84	233	234	65	206	50	**2217**
21	Ambulance	60	32	21	30	37	17	68	41	26	56	58	12	28	19	**505**
22	Road Roller															**0**
23	All other Types of Vehicles	66	28	11	56	81	40	279	118	45	126	76	25	92	26	**1069**
	Total	**8919**	**4583**	**2513**	**3951**	**3883**	**2100**	**9710**	**5443**	**3346**	**5882**	**5138**	**1624**	**5619**	**1837**	**64548**

NON TRANSPORT VEHICLES

Sl.No	Vehicle Class	Thiruvananthapuram	Kollam	Pathanamthitta	Alappuzha	Kottayam	Idukki	Ernakulam7	Thrissur	Palakkad	Malappuram	Kozhikkode	Wayanad	Kannur	Kasargod	Total
1	Motor Cycle – Below 95 cc	172	105	33	73	94	17	176	187	473	67	190	22	32	11	**1652**
2	Motor Cycle – above 95 cc	76839	58882	24670	48195	30891	12956	76721	64955	53169	68927	65205	12002	42836	19761	**656009**
3	Motor Car below 1500 cc	22707	15830	9653	12262	14294	4524	25602	17735	10961	18787	16544	3095	15591	8108	**195693**
4	Motor Car 1500 cc and above	1771	1113	688	847	1116	337	3164	1654	571	1023	1450	205	955	474	**15368**
5	PSV for personal use Below 1500 cc	183	146	68	106	172	37	120	`92	80	145	90	53	222	160	**1674**
6	Above 1500 cc	201	103	87	86	121	29	196	226	135	167	180	24	150	65	**1770**
7	Tractor	12	7	6	16	17	5	26	66	76	39	17	17	8	8	**320**
8	Vehicle mounted with Generator/Compressor/Crane	14	10	8	8	12	5	34	3	7	4	12		9	5	**131**
9	Invalid Carriage – Motor Cycle	195	215	135	90	92	60	31	177	28	15	10	4	21	6	**1079**
10	Earth Moving Equipment	63	64	19	27	70	19	106	34	25	97	65	14	111	70	**784**
11	Road Roller	4				1		2		1	1	2		1		**12**
12	Bulldozer															**0**
13	All Other Types of Vehicles	65	38	10	16	39	13	41	58	45	111	37	4	57	6	**540**
	Total	**102226**	**76513**	**35377**	**61726**	**46919**	**18002**	**106219**	**85187**	**65571**	**89383**	**83802**	**15440**	**59993**	**28674**	**875032**
	Grand Total (Transport +Non transport)	**111145**	**81096**	**37890**	**65677**	**50802**	**20102**	**115929**	**90630**	**68917**	**95265**	**88940**	**17064**	**65612**	**30511**	**939580**

NUMBER OF VEHICLES REGISTERED-DISTRICT -WISE·CATEGORY ·WISE UP TO 2017
TRANSPORT VEHICLES

Sl.No	Vehicle Class	Thiruvananthapuram	Kollam	Pathanamthitta	Alappuzha	Kottayam	Idukki	Ernakulam	Thrissur	Palakkad	Malappuram	Kozhikkode	Wayanad	Kannur	Kasargod	Total
1	LMV – 3 Wheeled Vehicle For Transport - Passenger (A/R)	74878	52942	25496	29220	42042	22459	59953	61613	45927	78351	53411	13761	47483	25074	**632610**
2	LMV – 3 Wheeled Vehicle For Transport - Goods	12761	9740	5731	8930	7773	3111	17680	15088	12192	19128	14679	3342	10399	2238	**142792**
3	Goods Carrier Truck	29285	21756	11070	22443	22796	8429	49644	26947	17115	28909	25585	4992	24527	7909	**301407**
4	Multi Axled Vehicle	30	24	8	87	63	11	608	107	135	38	175	39	11	11	**1347**
5	Articulated Vehicle	3265	3239	2458	1666	4579	2363	7566	6063	5546	15896	4343	2226	5799	2182	**67191**
6	Private Service Vehicle	1700	249	146	291	513	112	981	422	182	140	263	26	184	69	**5278**
7	Contract Carriage(EIB)	3504	2018	1175	1325	1783	745	3777	2301	1394	2825	1873	395	1858	891	**25864**
8	Stage Carriage	14037	1320	728	1316	2713	1293	4138	4361	2197	3344	3712	673	3799	688	**44319**
9	Contract Carriage	7183	2901	1352	3495	3552	1015	6955	5736	2853	2102	2235	388	2218	532	**42517**
10	LMV Contract Carriage Imported Vehicle	1821	611	185	439	235	126	910	576	303	283	565	333	1970	880	**9237**
11	Excavator	30	11		5	9	2	49	16	11	6	8	2	11	6	**166**
12	Goods Carrier Tanker	186	189	48	123	106	93	965	321	127	247	105	25	88	31	**2654**
13	Water Tanker	253	25	27	22	25	16	221	55	25	36	30	4	18	7	**764**
14	Oil Tanker	14	25	10	15	10	2	36	17	14	46	12	1	13	9	**224**
15	Gas Tanker		8	2	2	3		9	4	13	1			1	1	**44**
16	Hazardous Goods Tanker	68	31	22	8	17	14	198	258	47	47	51	5	31	5	**802**
17	LMV Motor Cab	8527	5966	5587	9931	8726	3671	19779	11998	6957	6300	9658	2834	7395	2594	**109923**
18	Tractor – Trailor	187	122	53	102	119	87	286	375	386	245	96	408	47	45	**2558**
19	Trailor	143	31	2	38	34	12	147	66	118	35	35	8	6	24	**699**
20	Tipper	4827	4376	2451	2686	4354	1425	13201	5930	3280	6110	5437	1130	5303	1868	**62378**
21	Ambulance	1296	379	238	266	419	183	871	487	292	382	468	114	298	123	**5816**
22	Road Roller	18	3	4	13	6	11	18	18	6	6	8	5	3	1	**121**
23	All other Types of Vehicles	5226	4327	3570	4777	5586	2455	16544	6192	3340	5059	4718	1316	5124	5123	**73357**
	Total	**169239**	**110295**	**60363**	**87200**	**105463**	**47635**	**204536**	**148952**	**102460**	**169536**	**127467**	**32027**	**116586**	**50311**	**1532070**

NUMBER OF VEHICLES REGISTERED-DISTRICT–WISE CATEGORY-WISE UP TO 2017
NON - TRANSPORT VEHICLES

Sl.No	Vehicle Class	Thiruvananthapuram	Kollam	Pathanamthitta	Alappuzha	Kottayam	Idukki	Ernakulam	Thrissur	Palakkad	Malappuram	Kozhikkode	Wayanad	Kannur	Kasargod	Total
1	Motor Cycle – Below 95 cc	37426	18355	12037	18355	10766	5550	56149	47232	63632	28478	21755	2806	10459	9797	**342797**
2	Motor Cycle – above 95 cc	873736	545768	265931	519947	373579	109621	1024980	721416	456053	584329	683077	86357	377377	164999	**6787170**
3	Motor Car below 1500 cc	277842	159212	106843	120652	171757	46079	327031	198592	102895	182490	161158	28807	142071	71941	**2097370**
4	Motor Car 1500 cc and above	25103	12662	9503	7859	15163	5370	38180	17648	8016	15118	12441	2604	9503	5155	**184325**
5	PSV for personal use Below 1500 cc	6045	3479	2079	2843	4933	1289	6324	4054	2264	3651	2890	1206	4286	2103	**47446**
6	Above 1500 cc	6784	3273	2530	2063	3729	1150	7213	5260	2812	5354	3861	525	2945	1117	**48616**
7	Tractor	566	532	306	586	557	340	1859	1851	2934	1353	355	307	260	193	**11999**
8	Vehicle mounted with Generator/Compressor/Crane	334	133	101	77	192	71	833	237	176	135	214	26	101	41	**2671**
9	Invalid Carriage – Motor Cycle	1048	601	312	566	321	324	146	545	133	107	161	52	84	46	**4446**
10	Earth Moving Equipment	935	831	436	319	832	275	2041	723	479	1202	772	151	1314	724	**11034**
11	Road Roller	964	860	564	878	965	320	2955	1585	952	1196	847	590	849	555	**14080**
12	Bulldozer		2	3				1	1	2			4		2	**15**
13	All Other Types of Vehicles	1715	1395	1151	1519	2165	1511	2951	1904	2100	5986	1328	753	1567	1275	**27320**
	Total	**1232498**	**747103**	**401796**	**675664**	**584959**	**171900**	**1470663**	**1001048**	**642448**	**829399**	**888859**	**124188**	**550816**	**257948**	**9579289**
	Grand Total (Transport +Non transport)	**1401737**	**857398**	**462159**	**762864**	**690422**	**219535**	**1675199**	**1150000**	**744908**	**998935**	**1016326**	**156215**	**667402**	**308259**	**11111359**

MOTOR VEHICLES DEPARTMENT IN KERALA
RTO WISE NEWLY REGISTERED VEHICLES FOR THE YEAR 2016-2017

Classification of vehicles	TVM	KLM	PTA	ALP	KTM	IDK	EKM	TSR	PKD	MLP	KZD	WND	KNR	KSD	ATG	MUV	VKA	NS	TOTAL
TRANSPORT VEHICLES																			
MULTI AXLED ARTICULATED VEHICLES	9	0	3	10	5	2	101	11	22	2	11	1	0	1	0	5	0		183
TRUCKS AND LORRIES																			
FOUR WHEELERS	1213	1254	652	1077	1215	555	2334	1541	885	1713	1175	482	1392	462	228	365	256		16799
THREE WHEELERS	510	382	298	430	284	155	496	448	423	798	562	171	537	102	65	60	133		5854
TOTAL	**1732**	**1636**	**953**	**1517**	**1504**	**712**	**2931**	**2000**	**1330**	**2513**	**1748**	**654**	**1929**	**565**	**293**	**430**	**389**	**0**	**22836**
STAGE CARRIAGES	5	27	21	18	93	64	56	69	69	127	70	52	121	15	9	8	12	775	1611
CONTRACT CARRIAGES	363	347	168	279	403	126	718	377	229	334	231	60	346	134	73	69	75		4332
PRIVATE SERVICE VEHICLES	31	12	13	3	12	5	47	12	10	5	23	1	11	8	2	6	0		201
TOTAL	399	386	202	300	508	195	821	458	308	466	324	113	478	157	84	83	87	775	6144
MOTOR CABS	1106	497	368	1010	691	259	3224	1231	593	388	357	182	818	274	149	181	130		11458
OTHER TAXIES66	66	2	0	1	1	9	8	1	26	1	6	1	10	2	0	0	1		135
AUTORICKSHAWS	3694	2001	958	1037	1061	866	1515	1590	1018	2332	1391	623	2263	793	495	167	571		22375
TOTAL	**4866**	**2500**	**1326**	**2048**	**1753**	**1134**	**4747**	**2822**	**1637**	**2721**	**1754**	**806**	**3091**	**1069**	**644**	**348**	**702**	**0**	**33968**
OTHER TVS	115	61	32	86	118	59	344	163	71	182	130	51	121	46	11	6	4		1600
TOTAL PUBLIC TRANSPORT VEHICLES	7112	4583	2513	3951	3883	2100	8843	5443	3346	5882	3956	1624	5619	1837	1032	867	1182		64548
SCOOTERS & MOTOR CYCLES INCLUDING ABOVE & BELOW 95CC	65010	58987	24703	48268	30985	12973	67970	65142	53642	68994	52355	12024	42868	19772	12001	8927	13040		657661
TOTAL	**65010**	**58987**	**24703**	**48268**	**30985**	**12973**	**67970**	**65142**	**53642**	**68994**	**52355**	**12024**	**42868**	**19772**	**12001**	**8927**	**13040**		**657661**
CARS	20848	16943	10341	13109	15410	4861	25430	19389	11532	19810	13864	3300	16546	8582	3630	3336	4130		211061
JEEPS	7	7	6	16	17	5	26	66	76	39	13	17	8	8	5	0	4		320
OMNI BUS	609	576	327	333	507	163	437	590	321	540	298	99	571	312	116	93	98		5990
OTHERS	21464	17526	10674	13458	15934	5029	25893	20045	11929	20389	14175	3416	17125	8902	3751	3429	4232	0	217371
TOTAL PRIVATE TRANSPORT VEHICLES	86474	76513	35377	61726	46919	18002	93863	85187	65571	89383	66530	15440	59993	28674	15752	12356	17272	0	875032
TOTAL	**93586**	**81096**	**67890**	**65677**	**50802**	**20102**	**102706**	**90630**	**68917**	**95265**	**70486**	**17064**	**65612**	**30511**	**16784**	**13223**	**18454**	**0**	**939580**

DISTRICT WISE NUMBER OF REGISTERED MOTOR VEHICLES 2016-2017

Sl, No	District	Goods Vehicles		Buses			Four Wheelers		Three Wheelers	Two Wheelers	Tractors/ Tipper		Others	Total
		Four Wheelers & above	Three wheelers including tempos	Stage Carriage	Contract Carriage	Educational Institutional Buses	Cars	Taxies	Autorickshaws	Scooter /Motor Cycle	Tactors/Trailor	Tipper		
1	2	3	4	5	6	7	8	9	10	11	12	13	14	15
1	Thiruvananthapuram	1172	575	789	223	213	24862	1321	4189	77206	12	253	330	111145
2	Kollam	1054	382	27	168	179	17192	499	2001	59202	8	189	195	81096
3	Pathanamthitta	537	298	21	85	83	10496	368	958	24838	6	110	90	37890
4	Alappuzha	964	430	18	199	80	13301	1011	1037	48358	16	97	166	65677
5	Kottayam	1062	284	93	294	109	15703	692	1061	31077	17	146	264	50802
6	Idukki	487	155	64	59	67	4927	268	866	13033	7	67	102	20102
7	Ernakulam	2307	556	64	553	234	29082	3413	1682	76928	28	336	746	115929
8	Thrissur	1370	448	69	252	125	19389	1232	1590	65319	69	147	620	90630
9	Palakkad	794	423	69	119	110	11747	619	1018	53642	76	84	216	68917
10	Malappuram	1458	798	127	117	217	20122	389	2332	69009	39	233	424	95265
11	Kozhikkode	1185	695	82	150	156	18264	494	1962	65405	17	234	296	88940
12	Wayanad	417	171	52	17	43	3300	183	623	12028	31	65	134	17064
13	Kannur	1174	537	121	183	163	16918	828	2263	42889	9	206	321	65612
14	Kasargode	410	102	15	22	112	8807	276	793	19778	9	50	137	30511
	Total	14391	5854	1611	2441	1891	214110	11593	22375	658712	344	2217	4041	939580

MOTOR VEHICLES DEPARTMENT IN KERALA

NUMBER OF REGISTERED MOTOR VEHICLES IN KERALA 2011-12 TO 2016-17

Sl. No.	Vehicles		2011-12	2012-13	2013-14	2014-15	2015-16	2016-17
1	Goods Vehicles	Four Wheelers &above	23463	27508	21099	14141	14361	16982
2		Three wheelers including tempos	10132	9485	7818	5787	4949	5854
3	Buses	Stage carriages	886	1227	933	935	1859	1611
4		Contract carriages/Omni buses	4231	4573	4582	3653	4128	4332
5	Four Wheelers	Cars	175032	174301	189394	175519	184925	211061
6		Taxis	8351	12344	17356	11128	10767	11593
7		Jeeps						
8	Three Wheelers	Auto rickshaws	68772	64998	37018	27951	23364	22375
9	Two Wheelers	Scooter/Motor Cycle	529338	654194	637546	634221	606669	657661
10	Tractors/Trailors	Tractors	556	590	471	280	306	320
11		Tillers	1		1			
12		Trailers	52	68	28	16	16	
13	Others		20063	16481	12472	8588	9979	7791
Total			**840877**	**965769**	**928718**	**882219**	**861323**	**939580**

Distribution of Road Accidents by Vehicle Type in Kerala during 2016 – 2017

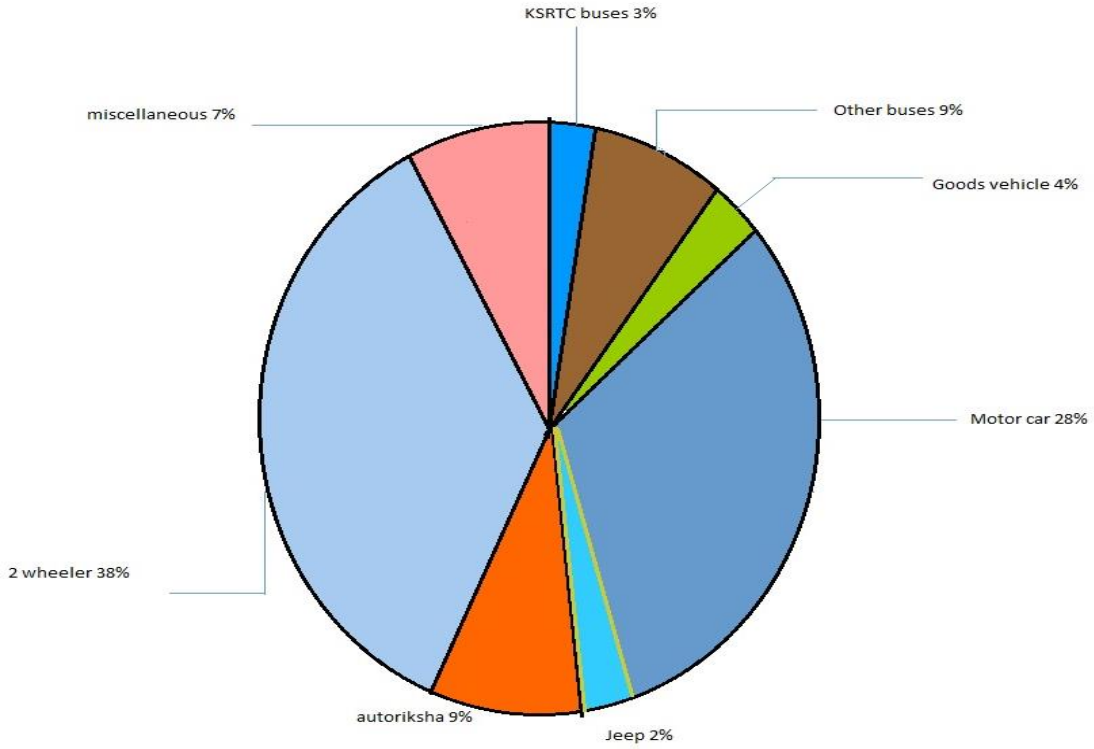

Category Wise details of Motor Vehicles involved in Road Accidents in Kerala during 2016-17

Sl. No.	District	KSRTC Buses	Other Buses	Goods Vehicles	Motor Cars	Jeeps	Autorickshaws	Two wheelers	Miscellaneous vehicles	Classes not Known	Total
1	**2**	**3**	**4**	**5**	**6**	**7**	**8**	**9**	**10**	**11**	**12**
1	Thiruvananthapuram City	94	60	45	613	23	263	1201	61	5	2365
2	Thiruvananthpuram Rural	118	142	108	747	34	286	1482	120	10	3047
3	Kollam City	63	131	49	429	7	140	720	88	11	1638
4	Kollam Rural	45	89	69	350	19	162	590	99	3	1426
5	Pathanamthitta	58	119	51	497	30	167	578	102	10	1612
6	Alappuzha	83	192	142	847	7	226	1290	167	14	2968
7	Kottayam	81	227	103	783	51	274	936	154	24	2633
8	Idukki	36	91	42	271	112	198	285	58	7	1100
9	Ernakulam City	81	303	100	936	19	188	952	161	8	2748
10	Ernakulam Rural	54	264	169	1066	40	290	1364	280	14	3541
11	Thrissur City	18	175	39	371	54	139	509	97	6	1408
12	Thrissur Rural	47	296	113	773	20	253	1163	188	13	2866
13	Palakkad	37	213	154	524	124	226	1001	209	15	2503
14	Malappuram	38	307	132	728	51	288	770	241	12	2567
15	Kozhikkode City	34	271	72	446	24	89	538	121	18	1613
16	Kozhikkode Rural	33	235	89	469	71	154	571	132	7	1761
17	Wayanad	26	56	28	164	46	63	216	43	8	650
18	Kannur	30	249	90	632	49	198	591	166	3	2008
19	Kasargod	24	81	33	295	29	101	276	77	2	918
Total		**1000**	**3501**	**1628**	**10941**	**810**	**3705**	**15033**	**2564**	**190**	**39372**
Percentage of Total		**2.54**	**8.89**	**4.13**	**27.79**	**2.06**	**9.41**	**38.18**	**6.51**	**0.48**	**100**

Motor Vehicles Accidents in Kerala by primary causes of Accidents during 2016 – 2017

Category Wise details of Motor Vehicles involved in Road Accidents in Kerala during 2016-17

Sl. No.	District	Fault of Driver of Motor Vehicles	Fault of Driver other than Motor Vehicles	Fault of Cyclist	Fault of Pedestrian	Fault of Passengers	Defect of Motor Vehicles	Defect of Road Surface	Other Causes	Causes not known	Total
1	**2**	**3**	**4**	**5**	**6**	**7**	**8**	**9**	**10**	**11**	**12**
1	Thiruvananthapuram City	2282	4	0	3	0	3	0	56	1	2349
2	Thiruvananthpuram Rural	2827	2	0	5	0	1	0	115	4	2954
3	Kollam City	1605	1	0	2	0	0	0	48	1	1657
4	Kollam Rural	1402	1	0	0	0	1	0	35	0	1439
5	Pathanamthitta	1595	3	0	1	0	0	1	23	0	1623
6	Alappuzha	2901	4	0	4	0	1	0	23	5	2938
7	Kottayam	2630	3	0	2	0	0	0	47	1	2683
8	Idukki	1083	1	0	3	0	0	0	16	0	1103
9	Ernakulam City	2530	3	0	5	0	0	0	15	1	2554
10	Ernakulam Rural	3450	6	0	2	0	1	0	18	5	3482
11	Thrissur City	1362	1	0	1	0	1	0	12	2	1379
12	Thrissur Rural	2875	3	0	2	0	0	0	24	1	2905
13	Palakkad	2441	3	0	3	0	1	0	10	2	2460
14	Malappuram	2566	4	0	1	0	0	0	6	3	2580
15	Kozhikkode City	1500	3	0	2	0	0	0	4	7	1516
16	Kozhikkode Rural	1642	1	0	1	0	0	0	10	1	1655
17	Wayanad	655	0	0	0	0	0	0	5	0	660
18	Kannur	1879	4	0	2	0	0	0	8	5	1898
19	Kasargod	937	0	0	0	0	0	0	3	2	942
Total		**38162**	**47**	**0**	**39**	**0**	**9**	**1**	**478**	**41**	**38777**
Percentage of Total		**98.4**	**0.12**	**0**	**0.1**	**0**	**0.02**	**0**	**1.23**	**0.11**	**100**

ACCIDENT TREND IN KERALA DURING 2010-2017

Year	No. of Motor Vehicles	No. of Accidents	No. of Death	Accidents/lakh vehicle
2010	53,97,652	35,633	3,950	660
2011	60,72,019	34,946	4,145	576
2012	68,70,354	35,282	4,286	514
2013	80,48,673	37,204	4,258	462
2014	85,47,966	35,198	4,049	412
2015	94,21,245	37,253	4,196	395
2016	1,01,71,813	39,137	4,287	385
2017	1,10,30,037	38,777	4,131	351

Source: Motor Vehicles Department and State Crime Record Bureau

MOTOR VEHICLES DEPARTMENT

Statement Showing the Details of Expenditure During the year 2016-17

Department Expenditure				
Sl.No	**Direction & Administration Changes**	**Inspection of Motor Vehicles**	**Other Expenditure**	**Total**
1	**2**	**3**	**4**	**5**
1	**Rs.594605589**	**Rs.329451837**	**Nil**	**Rs.924057426**

CONSOLIDATED REVENUE COLLECTION											
REVENUE COLLECTION (Initial Target 3406.49 Crores) Revised :3247.38)											
TOTAL REVENUE COLLECTION FOR THE PERIOD OF 2016-17 (93.2%)											
MONTH	**Compounding fee (Office)**	**Compounding fee (field) 0041-102-97**	**Toal Compounding fee**	**Fee (0041-101-99)**	**TV Tax (0041-102-99)**	**NTV Tax (0041-102-98)**	**RR Collection**	**SERVICE CHARGE (0041-00-800-98)**	**Others (0041-800-99-02)**	**Green Tax**	**Total**
16 April	28694805	40600648	69295453	174238741	669239613	1268507888	6050445	30580661	90955		2218003756
16 May	30814472	34213620	65028092	199313145	297182906	1456997890	3582483	33551855	46985		2055703356
16 June	36441305	43581496	80022801	208409366	501368776	1523803440	5346970	36974300	8590		2355934243
16 July	33463095	40419007	73882102	207914729	691605686	1691401382	6547965	47517748	12105		2718881717
16Aug	37889558	34675560	72565118	298078515	308110375	1993318626	6371868	37534715	800		2715980017
16 Sep	28893412	34453253	63346665	197826630	580224197	1961784539	3526298	30971090	1300		2837680719
16 Oct	40657609	35201940	75859549	210786456	744729116	1682569050	5502413	55816665	1000		2775264249
16 Nov	34969100	25693405	60662505	176637702	300902877	1252773436	6333892	33157810	306695		1830774917
16 Dec	35459705	26558230	62017935	185201661	612077867	1643283427	9663148	31260672	377895		2543882605
17 Jan	40805185	28615580	69420765	441536067	765458901	1477413553	5308289	29811078	1250	3727800	2792677703
17 Feb	38519010	31813085	70332095	482984604	256038521	1355786841	5601603	28791017	2680	1309000	2200846361
17 March	46051292	39514715	85566007	473377185	715690798	1899297711	6481102	36701349	250	1543100	3218657502
Total	432658548	415340539	847999087	3256304801	6442629633	19206937783	70316476	432668960	850505	6579900	30264287145

TARGET : 3247.38
TAX TOTAL : 25656147316
RR COLLECTION : 70316476
25726463792

ACHIEVEMENT : 3026.43 Crores (93.2%)

MOTOR VEHICLES DEPARTMENT IN KERALA
STATEMENT OF POLLUTION TESTING CENTRES (Private sector)
2016-17

Sl. No.	Name of RTO	No.of centres as on 31/03/2016	No.of centres Newly started 2016-17	No.of Licences cancelled/ suspended	No.of centres as on 31/03/2017
1.	Thiruvananthapuram	32	4	0	36
2.	Kollam	52	8	2	58
3.	Pathanamthitta	42	0	0	42
4.	Alappuzha	49	12	6	55
5.	Kottayam	60	4	0	64
6.	Idukki	17	5	0	22
7.	Ernakulam	89	3	0	92
8.	Thrissur	90	21	5	106
9.	Palakkad	74	7	0	81
10.	Malappuram	51	7	0	58
11.	Kozhikode	58	10	13	55
12.	Wayanad	27	1	0	28
13.	Kannur	50	20	0	70
14.	Kasargod	15	8	0	23
15.	NS. Thiruvananthapuram	0	0	0	0
16.	Attingal	23	0	0	23
17.	Muvattupuzha	18	0	5	13
18.	Vadakara	24	4	0	28
	Total	**771**	**114**	**31**	**854**

MOTOR VEHICLES DEPARTMENT IN KERALA

STATEMENT SHOWING THE NUMBER OF DRIVING SCHOOLS 2016-17				
Sl No.	**Name of RT Office**	**Number of Driving Schools**		**Number of students undergone training in driving in 2016-17**
		2016-17	**Up to 31/03/2017**	
1	Thiruvananthapuram	13	269	31000
2	Kollam	10	221	0
3	Pathanamthitta	3	145	11323
4	Alappuzha	59	210	51023
5	Kottayam	12	233	22601
6	Idukki	20	82	23275
7	Ernakulam	8	166	42300
8	Thrissur	18	224	17352
9	Palakkad	10	140	8530
10	Malappuram	52	381	53749
11	Kozhikode	10	166	24307
12	Wayanad	6	73	7350
13	Kannur	13	244	14877
14	Kasargod	7	127	29387
15	NS, Thiruvananthapuram	1	31	5082
16	Attingal	7	178	32400
17	Muvattupuzha	11	100	24840
18	Vadakara	13	100	13920
	Total	**273**	**3090**	**413316**

Number of Special and Temporary permits and Regular permits issued to Contract Carriages and Stage Carriages during the year 2016-17

Sl No.	Name of RT Office	Section 87(a)	Section 88(b)	Total
1	Thiruvananthapuram	250	0	250
2	Kollam	2177	112	2289
3	Pathanamthitta	693	0	693
4	Alappuzha	1044	548	1592
5	Kottayam	322	0	322
6	Idukki	0	40	40
7	Ernakulam	2428	2564	4992
8	Thrissur	0	1645	1645
9	Palakkad	0	0	0
10	Malappuram	32	7552	7584
11	Kozhikode	0	934	934
12	Wayanad	0	0	0
13	Kannur	0	1786	1786
14	Kasargod	0	0	0
15	NS, Thiruvananthapuram	0	0	0
16	Attingal	119	107	226
17	Muvattupuzha	493	603	1096
18	Vadakara	1217	959	2176
	Total	**8775**	**16850**	**25625**

Statement showing the Number of Temporary permits and Regular Permits for passenger Transport (Stage Carriage) during the year 2016-17

Sl No.	Name of RT Office	Number of fresh temporary permits issued during the year 2016-17	Number of Regular permits issued during the year 2016-17	Number of RTA meeting held
1	Thiruvananthapuram	191	0	5
2	Kollam	2002	4015	3
3	Pathanamthitta	698	14	4
4	Alappuzha	922	125	5
5	Kottayam	1556	12	5
6	Idukki	6	87	6
7	Ernakulam	2564	24	5
8	Thrissur	2360	0	1
9	Palakkad	1872	18	2
10	Malappuram	3307	4	0
11	Kozhikode	1305	30	5
12	Wayanad	696	36	3
13	Kannur	2060	52	2
14	Kasargod	55	0	2
15	NS, Thiruvananthapuram	779	803	0
16	Attingal	592	16	2
17	Muvattupuzha	709	16	4
18	Vadakara	1083	8	2
	Total	**22757**	**5260**	**56**

MOTOR VEHICLES DEPARTMENT IN KERALA
Name and Manufacture of State Carriage (Private) during 2016-17

Sl No.	Name of RTO	Year	Tata	Asok Leyland	Others	Total
1	Thiruvananthapuram	Up to 2015-16	140	252	0	392
		During 2016-17	0	4	3	7
		Total	140	256	3	399
2	Kollam	Up to 2015-16	51	326	419	796
		During 2016-17	1	16	0	17
		Total	52	342	419	813
3	Pathanamthitta	Up to 2015-16	273	340	8	621
		During 2016-17	2	10	5	17
		Total	275	350	13	638
4	Alappuzha	Up to 2015-16	1479	1213	147	2839
		During 2016-17	20	58	3	81
		Total	1499	1271	150	2920
5	Kottayam	Up to 2015-16	205	1976	16	2197
		During 2016-17	0	36	0	36
		Total	205	2012	16	2233
6	Idukki	Up to 2015-16	126	378	0	504
		During 2016-17	0	47	0	47
		Total	126	425	0	551
7	Ernakulam	Up to 2015-16	1592	1070	398	3060
		During 2016-17	6	23	0	29
		Total	1598	1093	398	3089
8	Thrissur	Up to 2015-16	15	23	42	80
		During 2016-17	4	94	5	103
		Total	19	117	47	183
9	Palakkad	Up to 2015-16	1076	1828	478	3382
		During 2016-17	31	72	5	108
		Total	1107	1900	483	3490
10	Malappuram	Up to 2015-16	1858	2358	54	4270
		During 2016-17	44	32	6	82
		Total	1902	2390	60	4352
11	Kozhikode	Up to 2015-16	617	468	1204	2289
		During 2016-17	3	26	283	312
		Total	620	494	1487	2601
12	Wayanad	Up to 2015-16	232	302	20	554
		During 2016-17	18	96	0	114
		Total	250	398	20	668
13	Kannur	Up to 2015-16	1970	2555	4	4529
		During 2016-17	390	180	1	571
		Total	2360	2735	5	5100
14	Kasargod	Up to 2015-16	1096	379	82	1557
		During 2016-17	17	52	18	87
		Total	1113	431	100	1644
15	NS, Thiruvananthapuram	Up to 2015-16	0	0	0	0
		During 2016-17	0	0	0	0
		Total	0	0	0	0
16	Attingal	Up to 2015-16	77	195	12	284
		During 2016-17	3	21	5	29
		Total	80	216	17	313
17	Muvattupuzha	Up to 2015-16	384	705	169	1258
		During 2016-17	1	34	0	35
		Total	385	739	169	1293
18	Vadakara	Up to 2015-16	1320	433	20	1773
		During 2016-17				
		Total				

MOTOR VEHICLES DEPARTMENT IN KERALA

Total Number of Drivers Licences Issued during the year 2016-17

STATE	Professional						Non Professional			Total		
	Authorized to drive public Service Vehicles			Others								
	Male	Female	Total (2+3)	Male	Female	Total (5+6)	Male	Female	Total (8+9)	Male (2+5+8)	Female (3+6+9)	Total (4+7+10)
1	2	3	4	5	6	7	8	9	10	11	12	13
Kerala	98936	711	99647	0	0	0	572809	234228	807037	671745	234939	906684

Number of Valid Drivers Licences Issued (Cumulative as on 31.03.2017)

STATE	Professional						Non Professional			Total		
	Authorized to drive public Service Vehicles			Others								
	Male	Female	Total (2+3)	Male	Female	Total (5+6)	Male	Female	Total (8+9)	Male (2+5+8)	Female (3+6+9)	Total (4+7+10)
1	2	3	4	5	6	7	8	9	10	11	12	13
Kerala	2108105	11815	2119920	0	0	0	4424035	1333510	5757545	6532140	1345325	7877465

MOTOR VEHICLES DEPARTMENT IN KERALA

Nu ber o Co ductors L ce ces ssued as o 1.0 .2017 Dur g 2016 – 17

STATE	Licences valid at the end of the year 2017			New Licences issued during the year 2016-17		
	Male	Female	Total	Male	Female	Total
1	2	3	4	5	6	7
Kerala	107349	7672	115021	3408	446	3854

Important Circulars issued by the Department during the year 2016-17

Circular No.	Date	Subject
11/16	12.04.2016	Exhibition of stickers on contract carriages
12/16	19.04.2016	Instruction to RTO/JRTO regarding Online Temporary Registration
13/2016	23.04.2016	Introduction of Computer Aided Learners License System (CALLS) for Badge test and Conductor Test
14/2016	30.04.2016	Fitment of speed limiting device
15/2016	28.04.2016	Instructions to be followed while issuing proceedings for fund allotment
16/2016	05.05.2016	Controlling of vehicle sub dealers
17/2016	18.04.2016	Renewal of expired driving licence
18/2016	07.06.2016	Implementing Smart Enforcement Application
19/2016	27.05.2016	Documents for Address Proof
20/2016	08.06.2016	Cancellation and corrections in online data sheet - Instructions
21/2016	24.06.2016	Registration of specially designed vehicles
22/2016	18.07.2016	Instructions regarding Finance Bill 2016
24/2016	04.07.2016	Internal Audit Reports – Furnishing of action taken report - guidelines
25/2016	05.08.2016	Authorization to Ayurveda Doctors to issue eye certificate
26/2016	19.09.2016	Safety of children in vehicles parked in public places
27/2016	13.10.2016	Handling of court cases – instructions
28/2016	09.11.2016	Amendments in Kerala Finance Act 2016
30/2016	15.12.2016	Instructions regarding One Time Tax Settlement scheme
31/2016	23.12.2016	Instructions regarding Green Tax and Form G
32/2016	24.12.2016	Declaration of personal cash in private cash declaration register
1/17	25.01.2017	General Transfer 2017 – Applications invited
2/17	14.01.2017	Dispatch of documents through Smart Move software – instructions
3/17	04.02.2017	Instructions regarding efficient working of Motor Vehicles Check Posts
4/17	11.02.2017	Instructions regarding Attendance management in offices
5/17	16.02.2017	Modifications in Driving Test procedures – Instructions Corrigendum Additional directions
6/17	15.02.2017	Guidelines for functioning of Automated Vehicle Testing Centres and Driver Testing yards
7/17	20.02.2017	കേരള സ്റ്റേറ്റ് ട്രാൻസ്പോർട്ട് അതോറിറ്റി അന്തർ സംസ്ഥാന കരാർ പ്രകാരം അയൽ സംസ്ഥാനങ്ങളിൽ ഇ-പെർമിറ്റ് നേടാനായി റെക്കമെന്റേഷൻ ലെറ്റർ ആവശ്യപ്പെട്ട് സമർപ്പിക്കുന്ന അപേക്ഷകൾ കൈകാര്യം ചെയ്യുന്നതുമായി ബന്ധപ്പെട്ട് നിർദ്ദേശങ്ങൾ പുറപ്പെടുവിക്കുന്നത് സംബന്ധിച്ച്

സംസ്ഥാന പോതു വിവരാവകാശ ഓഫീസർമാരുടെയും, അപ്പലേറ്റ് അതോറിറ്റിയുടെയും പേര്

ക്രമ നമ്പർ	സംസ്ഥാന പോതു വിവരാവകാശ ഓഫീസറുടെ പേരു വിവരവും തസ്തികയും	കൈകാര്യം ചെയ്യുന്ന വിഷയം	അപ്പലേറ്റ് അതോറിറ്റിയുടെ പേരു വിവരവും തസ്തികയും	ഫോൺ നമ്പർ
1	സീനിയർ/ജൂനിയർ സൂപ്രണ്ട്, ട്രാൻസ്പോർട്ട് കമ്മീഷണറേറ്റ്, തിരുവനന്തപുരം..	ജീവനക്കാര്യം, വിവിധ ട്രെയിനിംഗുകൾ	സീനിയർ അഡ്മിനിസ്ട്രേറ്റീവ് ഓഫീസർ	0471-2333317
2	സീനിയർ/ജൂനിയർ സൂപ്രണ്ട്, ട്രാൻസപോർട്ട് കമ്മീഷണറേറ്റ്, തിരുവനന്തപുരം.	മോട്ടോർ വാഹനവകുപ്പിലെ ഉദ്യോഗസ്ഥർക്കെതിരെയുള്ള അച്ചടക്ക നടപടികൾ	സീനിയർ അഡ്മിനിസ്ട്രേറ്റീവ് ഓഫീസർ	0471-2333317
3	സീനിയർ/ജൂനിയർ സൂപ്രണ്ട്, ട്രാൻസ്പോർട്ട് കമ്മീഷണറേറ്റ്, തിരുവനന്തപുരം.	ജീവനക്കാരുടെ ശമ്പളം, പെൻഷൻ, ബഡ്ജറ്റ് എസ്റ്റിമേറ്റ്, അലോട്ട്മെന്റ്, മെഡിക്കൽ റീ ഇംബേഴ്സ്മെന്റ്, കണ്ടിജന്റ് എക്സ്പെൻഡീച്ചർ	സീനിയർ ഫിനാൻസ് ഓഫീസർ	0471-2333317
4	സീനിയർ/ജൂനിയർ സൂപ്രണ്ട്, ട്രാൻസ്പോർട്ട് കമ്മീഷണറേറ്റ്, തിരുവനന്തപുരം.	ലോക്കൽ ആഡിറ്റ് റിപ്പോർട്ട്, കംപ്ട്രോളർ & ആഡിറ്റർ ഡനറലിന്റെ റിപ്പോർട്ട്, മോട്ടോർ വാഹന വകുപ്പിന്റെ കീഴിലുള്ള ഓഫീസുകൾ സ്ഥിതിചെയ്യുന്ന കെട്ടിടങ്ങളുടെ വാടക, ഡ്രൈവർ ടെസ്റ്റിംഗ് യാർഡ്, വെഹിക്കിൾ ടെസ്റ്റിംഗ് സ്റ്റേഷൻ എന്നിവയ്ക്കുള്ള സ്ഥലവും, പിടിച്ചെടുത്ത വാഹനങ്ങൾ സൂക്ഷിക്കുന്നതിനുള്ള സ്ഥലവും കരസ്ഥമാക്കുക, പുതിയ ഓഫീസുകൾക്കുള്ള കെട്ടിടങ്ങൾ കണ്ടെത്തുക. ട്രാൻസ്പോർട്ട് കമ്മീഷണറുടെ ഓഫീസിലെ എയർ കണ്ടീഷൻ	സീനിയർ ഫിനാൻസ് ഓഫീസർ	0471-2333317

		മെയിന്റനൻസ്, തിരുവനന്ത പുരം റീജിയണൽ ട്രാൻസ്പോർട്ട് ഓഫീസിലെ ഇലക്ട്രിസിറ്റി ചാർജ്ജ്.		
5	സീനിയർ/ജൂനിയർ സൂപ്രണ്ട്, ട്രാൻസ്പോർട്ട് കമ്മീഷണറേറ്റ്, തിരുവനന്തപുരം.	മോട്ടോർ വാഹന നിയമ ങ്ങളും ചട്ടങ്ങളുമായി ബന്ധപ്പെട്ട വിഷയങ്ങൾ, വാഹനങ്ങളുടെ അപ്രൂവൽ	സീനിയർ ഡെപ്യൂട്ടി ട്രാൻസ്പോർട്ട് കമ്മീഷണർ (ടാക്സേഷൻ)	0471-2333317
6	സീനിയർ/ജൂനിയർ സൂപ്രണ്ട്, ട്രാൻസ്പോർട്ട് കമ്മീഷണറേറ്റ്, തിരുവനന്തപുരം.	മോട്ടോർ വാഹന ടാക്സേ ഷൻ നിയമങ്ങളും ചട്ടങ്ങളു മായി ബന്ധപ്പെട്ട വിഷയ ങ്ങൾ, റവന്യൂ കളക്ഷൻ, ഇൻസ്റ്റാൾമെന്റ് ഫെസിലിറ്റി, ടാക്സ് ഒഴിവാക്കൽ	സീനിയർ ഡെപ്യൂട്ടി ട്രാൻസ്പോർട്ട് കമ്മീഷണർ (ടാക്സേഷൻ)	0471-2333317
7	സീനിയർ/ജൂനിയർ സൂപ്രണ്ട്, ട്രാൻസ്പോർട്ട് കമ്മീഷണറേറ്റ്, തിരുവനന്തപുരം.	റോഡ് സേഫ്റ്റിയുമായി ബന്ധപ്പെട്ട വിഷയങ്ങൾ, കേരള റോഡ് സേഫ്റ്റി അതോറിറ്റിയുമായി ബന്ധ പ്പെട്ട വിഷയങ്ങൾ, നോൺ ഗവൺമെന്റ് ഒർഗനൈസേഷ നുകൾക്ക് ട്രെയിനിംഗിനുള്ള ഫണ്ട് അലോട്ട്മെന്റ്, റോഡ് സേഫ്റ്റി ഫണ്ടിന്റെ അലോ ട്ട്മെന്റും യൂട്ടിലൈസേഷനും, ആക്സിഡെന്റ് റിപ്പോർട്ടുകൾ, മോട്ടോർ വാഹന വകുപ്പിലെ എൻഫോഴ്സ്മെന്റ് പ്രവർത്ത നങ്ങൾ	ജോയിന്റ് ട്രാൻസ്പോർട്ട് കമ്മീഷണർ (എൻഫോഴ്സ് മെന്റ്)	0471-2333317
8	സീനിയർ/ജൂനിയർ സൂപ്രണ്ട്, ട്രാൻസ്പോർട്ട് കമ്മീഷണറേറ്റ്, തിരുവനന്തപുരം..	സ്റ്റേറ്റ് ട്രാൻസ്പോർട്ട് അതോ റ്റിയുമായി ബന്ധപ്പെട്ട വിഷയങ്ങൾ, ഇന്റർസ്റ്റേറ്റ് പെർമിറ്റ്, ഇ. വി. പെർമിറ്റ്, ഇന്റർസ്റ്റേറ്റ് എഗ്രിമെന്റ്, റൂട്ടു കളുടെ ദേശസാൽക്കരണം, സ്റ്റേറ്റ് ട്രാൻസ്പോർട്ട് അണ്ടർടേക്കിംഗ്	ജോയിന്റ് ട്രാൻസ്പോർട്ട് കമ്മീഷണർ & സെക്രട്ടറി, സ്റ്റേറ്റ് ട്രാൻസ്പോർട്ട് അതോറിറ്റി	0471-2333317
9	സീനിയർ/ജൂനിയർ സൂപ്രണ്ട്,	ഗുഡ്സ് വാഹനങ്ങളുടെ ഇ. വി. പെർമിറ്റ്, ഡിമ്റ്റ് ഡ്രാഫ്റ്റ്	ജോയിന്റ് ട്രാൻസ്പോർട്ട്	0471-2333317

	ട്രാൻസ്പോർട്ട് കമ്മീഷണറേറ്റ്, തിരുവനന്തപുരം.	ക്രഡിറ്റ് & റിക്കൺസിലിയേഷൻ ആൾ ഇൻഡ്യ ടുറിസ്റ്റ് ടാക്സി പെർമിറ്റുമായി ബന്ധപ്പെട്ട സേവനങ്ങൾ	കമ്മീഷണർ & സെക്രട്ടറി, സ്റ്റേറ്റ് ട്രാൻസ്പോർട്ട് അതോറിറ്റി	
10	സീനിയർ/ജൂനിയർ സൂപ്രണ്ട്, ട്രാൻസ്പോർട്ട് കമ്മീഷണറേറ്റ്, തിരുവനന്തപുരം.	മോഡണൈസേഷനുമായി ബന്ധപ്പെട്ട വിഷയങ്ങൾ, ആനുവൽ പ്ലാൻ സ്കീം, പൗരാവകാശ രേഖ, സ്മാർട്ട് കാർഡ്, പ്ലാൻ സ്കീമുമായി ബന്ധപ്പെട്ട പദ്ധതികൾ, ഇ-ഗവേർണൻസ്, ഫാസ്റ്റ് പ്രോജക്ട്	ജോയിന്റ് ട്രാൻസ്പോർട്ട് കമ്മീഷണർ & സെക്രട്ടറി, സ്റ്റേറ്റ് ട്രാൻസ്പോർട്ട് അതോറിറ്റി	0471-2333317
11	സീനിയർ/ജൂനിയർ സൂപ്രണ്ട്, ട്രാൻസ്പോർട്ട് കമ്മീഷണറേറ്റ്, തിരുവനന്തപുരം.	ഇന്റേണൽ ഓഡിറ്റ്	ശ്രീ. സന്തോഷ് എസ്. എസ്., സീനിയർ ഫിനാൻസ് ഓഫീസർ	0471-2333317
12	സീനിയർ/ജൂനിയർ സൂപ്രണ്ട്, ട്രാൻസ്പോർട്ട് കമ്മീഷണറേറ്റ്, തിരുവനന്തപുരം.	മോട്ടോർ വാഹന വകുപ്പുമായി ബന്ധപ്പെട്ട പർച്ചേസ്, മോട്ടോർ വാഹന വകുപ്പിലെ വാഹനങ്ങളുടെ മെയിന്റനൻസ്, സ്റ്റോർ	ജോയിന്റ് ട്രാൻസ്പോർട്ട് കമ്മീഷണർ & സെക്രട്ടറി, സ്റ്റേറ്റ് ട്രാൻസ്പോർട്ട് അതോറിറ്റി	0471-2333317
13	സ്റ്റാറ്റിസ്റ്റിക്കൽ ഓഫീസർ, ട്രാൻസ്പോർട്ട് കമ്മീഷണറേറ്റ്, തിരുവനന്തപുരം.	സ്ഥിതി വിവരകണക്ക് സംബന്ധിച്ച വിവരങ്ങൾ, വാർഷിക അഡ്മിനിസ്ട്രേഷൻ റിപ്പോർട്ട്	ജോയിന്റ് ട്രാൻസ്പോർട്ട് കമ്മീഷണർ & സെക്രട്ടറി, സ്റ്റേറ്റ് ട്രാൻസ്പോർട്ട് അതോറിറ്റി	0471-2333317
14	സീനിയർ/ജൂനിയർ സൂപ്രണ്ട്, ട്രാൻസ്പോർട്ട് കമ്മീഷണറേറ്റ്, തിരുവനന്തപുരം.	സോഫ്റ്റ്‌വെയർ സംബന്ധിച്ച വിഷയങ്ങൾ	ജോയിന്റ് ട്രാൻസ്പോർട്ട് കമ്മീഷണർ & സെക്രട്ടറി, സ്റ്റേറ്റ് ട്രാൻസ്പോർട്ട് അതോറിറ്റി	0471-2333317

വാർഷിക പെർഫോമൻസ് റിപ്പോർട്ട്

ഫോറം 2

കേരള മോട്ടോർ വാഹന വകുപ്പ്

2016-2017-ലെ പദ്ധതി തിരിച്ചുള്ള പുരോഗതി റിപ്പോർട്ട് (31-03-2017 വരെ)

ക്രമ നമ്പർ	പദ്ധതിയുടെ പേരും ശീർഷകവും	2016-2017-ലെ ലക്ഷ്യം	31-03-2017 വരെയുള്ള നേട്ടങ്ങൾ
1	റോഡ് സുരക്ഷാ പരിപാടികൾ : -5055-00-800-91 (പി.)	വിവിധ റോഡ് സുരക്ഷാ പരിപാടികൾ	
2	ഡ്രൈവർമാരുടെ പരീക്ഷണ പാതകൾ സ്ഥാപിക്കൽ : -5055-00-800-85 (പി.)	ഡ്രൈവർമാരുടെ പരീക്ഷണ പാതകൾ സ്ഥാപിക്കൽ	ഭരണാനുമതി ഇ-ടെൻഡർ നടപടിക്രമങ്ങൾക്കുള്ള സാങ്കേതിക കൺസൾട്ടന്റ് ആയി KITCO-യെ ചുമതലപ്പെടുത്തുന്നതിനുവേണ്ടി സർക്കാർ അനുമതി കാത്തിരിക്കുന്നു. 3 സ്ഥലങ്ങളിൽ 3 ഡ്രൈവർമാരുടെ പരീക്ഷണ പാതകൾ സ്ഥാപിക്കാൻ അനുമതി നൽകി.
3	റഡാർ സർവലൻസ് സംവിധാനം ഏർപ്പെടുത്തുകയും ചെയ്യൽ - വാളയാർ വടക്കാഞ്ചേരി : -96-800-00-5055 (പി.)	വേഗത നിയന്ത്രണ സർവലൻസ് സംവിധാനം ഏർപ്പെടുത്തൽ	ഉടമ്പടി നടത്തി അഡ്വാൻസ് തുക (%50) ഉടൻ അനുവദിച്ച് നൽകും.
4	റഡാർ സർവലൻസ് സംവിധാനം - മുൻപത്തെ ബാക്കി തുക കൊടുക്കൽ		മുൻവർഷത്തെ തുക നൽകിയിട്ടില്ല. കൺട്രോൾ റൂമിന്റെ പേയ്മെന്റ് പൂർത്തീകരണം റിപ്പോർട്ട് ലഭിക്കാത്തതിനാൽ ശേഷിക്കുന്നു. പൂർത്തീകരണ റിപ്പോർട്ട് ലഭിച്ചു. തുക ഉടൻ അനുവദിച്ച് നൽകുന്നതാണ്
5	ഇ-ഗവേണൻസ് നടപ്പിലാക്കൽ : -5055-00-800-90 (പി.))	വിവിധ ഇ-ഗവേണൻസ് പരിപാടികൾ	ഐ. എം. ജി. യിൽ (സർക്കാർ ഇൻസ്റ്റിറ്റ്യൂട്ട് ഓഫ് മാനേജ്മെന്റ്) നിന്ന് നിർദ്ദേശം ലഭിച്ചു & ഐ. എച്ച്. ആർ. ഡി. നിർദ്ദേശം വിലയിരുത്തുന്നതിനായി സമർപ്പിച്ചു. പ്രവർത്തി ഓർഡർ നിർദ്ദേശത്തിന്റെ മൂല്യനിർണ്ണയത്തിനുശേഷം നൽകും.

6	കമ്പ്യൂട്ടറൈസ്ഡ് വാഹന പരിശോധന കേന്ദ്രം സ്ഥാപിക്കൽ : -5055-00-800-87 (പി.)	കോഴിക്കോടും കണ്ണൂരും ഓരോ കേന്ദ്രം സ്ഥാപിക്കൽ	രണാനുമതി ഇ-ടെൻഡർ നടപടിക്രമങ്ങൾ സാങ്കേതിക കൺസൾട്ടന്റ് ആയി KITCO -യെ ചുമതലപ്പെടുത്തുന്നതിനായി വേണ്ടി സർക്കാർ അനുമതി കാത്തിരിക്കുന്നു. 3 ലൊക്കേഷനുകളിൽ 3 കമ്പ്യൂട്ടറൈസ്ഡ് വാഹന പരിശോധന കേന്ദ്രങ്ങൾ സ്ഥാപിക്കാൻ അനുമതി ചെയ്തു.
	കമ്പ്യൂട്ടറൈസ്ഡ് വാഹന പരിശോധന കേന്ദ്രം സ്ഥാപിക്കൽ : -5055-00-800-87 (പി.) -മുൻപത്തെ ബാക്കി തുക കൊടുക്കൽ		<u>കുറഞ്ഞ ചിലവിനുള്ള കാരണങ്ങൾ</u> : വാഹന ടെസ്റ്റിംഗ് സ്റ്റേഷനുകളും ഡ്രൈവർ ടെസ്റ്റിംഗ് ട്രാക്കുകൾ ടെൻഡർ പ്രക്രിയ പുരോഗമിക്കുന്നു.
7	മോട്ടോർ വാഹന ചെക്ക് പോസ്റ്റുകളുടെ ആധുനികവൽക്കരണം : -5055-00-800-86 (പി.)	പെർളാ ചെക്ക് പോസ്റ്റിൽ ഒരു ഇലക്ട്രോണിക് വെയിംഗ് ബ്രിഡ്ജ് സ്ഥാപിക്കൽ	ചെക്ക് പോസ്റ്റ് ആധുനിക പദ്ധതി സ്ഥലത്തിന്റെ അലഭ്യത മൂലം അവശേഷിക്കുന്നു. നിർദ്ദേശം വർക്കിംഗ് ഗ്രൂപ്പിന്റെ മുൻപാകെ സമർപ്പിച്ചെങ്കിലും സ്ഥലത്തിന്റെ അഭാവം മൂലം, നിർദ്ദേശം നിരസിച്ചു. <u>നടത്തിപ്പിനുള്ള ഭരണാനുമതി ലഭിക്കാത്തതിനുള്ള കാരണം</u> : നിർദ്ദേശം വർക്കിംഗ് ഗ്രൂപ്പിന്റെ പരിഗണനയ്ക്കായി വെച്ചു. സംസ്ഥാനത്ത് സംയോജിത ചെക്ക് പോസ്റ്റ് സജ്ജീകരിക്കാൻ ഒരു പൊതു നിർദ്ദേശം ഉണ്ട്. വകുപ്പിന്റെ ചെക്ക് പോസ്റ്റുകൾ നിർമ്മിക്കാനായി വിദൂരതയിലുള്ള ചെക്ക് പോസ്റ്റിനുള്ള സ്ഥലങ്ങൾ തിരിച്ചറിഞ്ഞ്, സ്ഥലമെടുപ്പിനുള്ള ഏതെങ്കിലും നിർദ്ദേശങ്ങൾ ഉണ്ടെങ്കിൽ അത് സഹിതം വർക്കിംഗ് ഗ്രൂപ്പിന മുൻപാകെ സമർപ്പിക്കാൻ വർക്കിംഗ് ഗ്രൂപ്പ് ട്രാൻസ്പോർട്ട് കമ്മീഷണർക്ക് നിർദ്ദേശം നൽകി.

8	മാതൃക വാഹന പരിശോധന സാക്ഷ്യപ്പെടുത്തൽ കേന്ദ്രം സ്ഥാപിക്കൽ	മാതൃക വാഹന പരിശോധന സാക്ഷ്യപ്പെടുത്തൽ കേന്ദ്രം സ്ഥാപിക്കൽ	പ്രസ്തുത പദ്ധതിയുടെ മുഴുവൻ തുകയായ ₹15.75 കോടിയിൽ 14.4 കോടി കേന്ദ്രം വഹിക്കുകയും ബാക്കി 1.35 കോടി സംസ്ഥാന സർക്കാർ വഹിക്കുകയും ചെയ്യും. സംസ്ഥാനത്തിന്റെ വിഹിതം ഫാസ്റ്റ് കമ്മിറ്റി നേരത്തെ തന്നെ അംഗീകരിച്ചിട്ടുള്ളതും പ്രസ്തുത തുക സർവ്വീസ് ചാർജിൽ നിന്നും ഈടാക്കുന്നതുമാണ്. എന്നാൽ സ്ഥല വികസനം സംസ്ഥാന സർക്കാരിന്റെ ചുമതലയാണ്. പ്രതീക്ഷിക്കുന്ന വികസന ചെലവിനായിട്ടാണ് ഈ പദ്ധതി രൂപീകരിച്ചത്. സ്ഥലത്തിന്റെ കാര്യത്തിൽ തീരുമാനമായിട്ടു മാത്രമേ തുക പ്രയോജനപ്പെടുത്തുവാൻ സാധിക്കുകയുള്ളൂ.

Radar Surveillance System

Speed and Red Light Violation Detection Cameras

So far 17,64,430 offences have been booked and Rs 16.33 crore has been collected

Stretch	**No of cameras**
Cherthala-Mannuthy	60
Mannuthy – Manjeswaram	98
Kollam, Kottayam, Kannur, Ernakulam	43
Walayar-Wadakkanchery (2 Nos at Kowdiar-Vellayambalam)	39
Total	240

Comparative figures – Road Accidents						
Year	2013	2014	2015	2016	2017	2018 upto September
No of accidents	35215	36282	39014	39420	38470	29978

STATEMENT SHOWING THE DETAILS OF EXPENDITURE AND SAVINGS UNDER NO.IX TAXES ON VEHICLES DURING THE FINANCIAL YEAR 2016-17 IN Rs.					
STATEMENT SHOWING THE DETAILS OF EXPENDITURE AND SAVINGS UNDER NO.IX TAXES ON VEHICLES DURING THE FINANCIAL YEAR 2016-17 in Rs.	Budget Provision	Existing/ Modified Appropriation	Expenditure during 2016-17	Amount Resumed	
2041 – Taxes on vehicles					
001 - Direction & Administration	729441000	808347000	594605589	213743411	
002 – Inspection of Motor vehicles	471401000	469319000	329451837	139867163	
800 – Other Expenditure	100000	100000	0	100000	
Total 2041	1200942000	1277766000	924057426	353710574	
Voted	1200941000	1277765000	924057426	353709574	
Charged	1000	1000	0	1000	
Deduct recoveries				0	
Net 2041	1200942000	1277766000	924057426	353710574	
Voted	1200941000	1277765000	924057426	353709574	
Charged	1000	1000	0	1000	
001 – Direction & Administration					
2041-00-001-99-Administration charges					
01 Salaries					
1. Pay	583479000	583479000	415975435	167503565	a
2. DA	68251000	68251000	40556035	27694965	b
3. HRA	18597000	21005000	21004913	87	c
4. MRC	877000	2177000	1742436	434564	d
5. Other Allowances	8154000	8154000	7203480	95020	e
Total -01	679358000	683066000	486482299	196583701	
02 WAGES	23548000	23548000	11519389	12028611	f
04 TRAVEL EXPENSES					
1.Tour TA	1197000	1197000	971222	225778	g
2. Transfer TA	150000	350000	61376	288624	h
4. LTC	250000	250000	145592	104408	i
Total-04	1597000	1797000	1178190	618810	
05-OFFICE EXPENSES					
1. Water charges	330000	330000	130706	199294	j
2. Electricity charges	4500000	4500000	4307068	192932	k
3. Telephone charges	1377000	1377000	803235	573765	l
4. Other items	13728000	13728000	11571056	2156944	m
Total – 05	19935000	19935000	16812065	3122935	
Voted	19935000	19935000	16812065	3122935	
06-RRT	1000000	1000000	848826	151174	n
17- Minor works	100000	100000	0	100000	o
18- Maintenance	100000	100000	0	100000	p
21- Motor Vehicles (2) R & M	600000	475000	200962	274038	q

Total – 21	600000	475000	200962	274038	
26 – Implementation of official lang	1000	1000	0	1000	
28- Payment for Professions & special services	300000	310000	308000	2000	r
34 Other charges					
Charged	1000	1000	0	1000	
45-POL	1200000	1200000	446356	753644	s
Total 99	727740000	731533000	517796087	213736913	
Voted	727739000	731532000	517796087	213735913	
Charged	1000	1000	0	1000	
2041-00-001-97-E-Governance	1000	1000	0	1000	t
2041-00-001-98					
98 – Fare revision committee	1700000	1815000	1809502	5498	u
2041-00-001-96-FAST		75000000	75000000	0	
Total 001	729441000	808348000	594605589	213743411	
Voted	729440000	808347000	594604589	213742411	
Charged	1000	1000	0	1000	
102 – Inspection of Motor Vehicles					
01 Salaries					
1. Pay	394924000	394924000	261887969	133036031	v
2. DA	46196000	33313000	30094298	3218702	w
3. HRA	9567000	11068000	11067904	96	x
4. MRC	500000	500000	230231	269769	y
5. Other Allowances	5501000	5501000	3939687	1561313	z
Total – 01	456688000	445306000	307220089	138085911	
02 WAGES	148000	302000	301330	670	aa
04 TRAVEL EXPENSES					
1. Tour TA	968000	1468000	1152394	315606	ab
2. Transfer TA	73000	73000	32385	40615	ac
4. LTC	267000	267000	25338	241662	ad
Total – 04	1308000	1808000	1210117	597883	
06-RRT	3200000	10546000	10159973	386027	ae
18-Maintenance	50000	50000	0	50000	af
21-MV(2)R&M	1825000	3125000	2633511	491489	ag
34 Other charges	132000	132000	90600	41400	ah
45-POL	8050000	8050000	7836217	213783	aj
Total 99	471401000	469319000	329451837	139867163	
Total – 102	471401000	469319000	329451837	139867163	
Voted	471401000	469319000	329451837	139867163	
Charged					
800-Other Expenditure					
2041-00-800-99-Govt contribution to road safety	100000	100000	0	100000	ak

Total 800	100000	100000	0	100000	
Voted	100000	100000	0	100000	
Charged					

ANN□A□ □□R□ORMANC□ R□□ORT □□□□□□□□□ □Non plan□					
Head of Account	Budget provision	Existing/Modified appropriation	Expenditure during 2015-16	Savings	
□□□□**Ta□es on □ehicles**					
001-Direction & Administration	617107000	614257000	582276451	31980549	
102-Inspection of Motor vehicles	400256000	403206000	432307328	-29101328	
800-Other Expenditure	100000	0	0	0	
Total 2041	1017463000	1017463000	1014583779	2879221	
Voted	1017462000	1017462000	1014582779	2879221	
Charged	1000	1000	1000	0	
Deduct recoveries	0	0	0	0	
Net 2041	1017463000	1017463000	1014583779	2879221	
Voted	1017462000	1017462000	1014583779	2878221	
Charged	1000	1000	0	1000	
□□□□**Direction □ A□ministration**					
□□□□□□□□□□□□□□□**A□ministration char□es**					
01 Salaries					
1. Salaries	305457000	305457000	270480800	34976200	a
2. DA	252510000	252510000	256040600	-3530600	b
3. HRA	11270000	11270000	10980900	289100	c
4. MRC	798000	798000	689000	109000	d
5. Other Allowances	5325000	5325000	7860000	-2535000	e
Total □□□	575360000	575360000	546051300	29308700	
02. WAGES	16726000	16726000	16726000	0	f
04 TRAVEL EXPENSES					
1. Tour TA	1089000	1139000	1100768	38232	g
2. Transfer TA	137000	137000	127000	10000	h
4. LTC	250000	250000	38845	211155	i
Total□□□	1476000	1526000	1266613	259387	
05-OFFICE EXPENSES				0	
1. Water charges	300000	150000	94260	55740	j
2. Electricity Charges	4500000	3500000	2980000	520000	k
3. Telephone charges	1312000	1312000	1312000	0	l

4. Other items	12480000	12480000	12480000	0	m
Vited	12480000	12480000	12480000	0	
Charged					
Total	18592000	17442000	16866260	575740	
Voted	18592000	17442000	16866260	575740	
Charged					
06-RRT	1000000	250000	240000	10000	n
17-Minor works	100000	0	0	0	o
18-Maintenance	100000	0	0	0	p
26-Implementation of Official Lan	1000	1000	0	1000	
21-Motor Vehicles (2) R & (M)	400000	400000	338375	61625	q
Total	400000	400000	338375	61625	
28-Payment for Professions & Special services	300000	300000	213400	86600	r
34 Other charges				0	
Charged	1000	1000	0	1000	s
45-POL	1350000	550000	262782	287218	t
Total	615406000	612556000	581964730	30591270	
Voted	615405000	612555000	581964730	30590270	
Charged	1000	1000	0	1000	
Governance	1000	1000	0	1000	u
98-Fare revision committee	1700000	1700000	311721	1388279	v
Total 001	617107000	614257000	582276451	31980549	
Voted	617106000	614256000	582276451	31979549	
Charged	1000	1000	0	1000	
Inspection of Motor Vehicles					
01 Salaries					
1 Pay	206747000	206747000	206003536	743464	w
2 DA	170911000	170911000	199306100	-28395100	x
3 HRA	6226000	6226000	6030058	195942	y
4 MRC	500000	500000	497860	2140	z
5 Other Allowance	2559000	2559000	4283094	-1724094	Aa
Total	386943000	386943000	416120648	-29177648	
02 WAGES	130000	130000	130000	0	Ab
04 TRAVEL EXPENSES					
1. Tour TA	880000	930000	930000	0	Ac
2. Transfer TA	67000	67000	67000	0	Ad

3. LTC	267000	117000	40680	76320	Ae
Total	1214000	1114000	1037680	76320	
06-RRT	3200000	5200000	5200000	0	Af
18-Maintenance	50000	0	0	0	Ag
21-MV(2) R&M	1587000	2387000	2387000	0	Ah
34 Other Charges	132000	132000	132000	0	Aj
45-POL	7000000	7300000	7300000	0	Aj
Total	400256000	403206000	432307328	-29101328	
Total	400256000	403206000	432307328	-29101328	
Voted	400256000	403206000	432307328	-29101328	
Charged					
Other pen it re					
2041-00-800-99-Govt Contribution to road safety	100000	0	0	0	
Total	100000	0	0	0	Ak
Voted	100000	0	0	0	
Charged	0	0	0	0	
911 Deduct recoveries	0	0	0	0	